



MUSIC THEORY FOR GUITAR

FREE eGuide

MOVE FORWARD GUITAR

NEW MUSIC THEORY COURSES!

Check out our new music theory courses. The new music theory courses include:

- More in-depth video lessons with lots of musical examples
- Corresponding workbook to help accelerate your learning and retain the information
- Corresponding eGuide that contains all the necessary charts and diagrams for each lesson

[Click here](#) to go to “Music Theory 1” course on YouTube

About eGuide

Use this eGuide to follow along with our free YouTube series “Music Theory For Guitar”. All the diagrams shown in the theory lesson videos are included in this eGuide as well as many more. Although this is not meant to be used as a stand alone book, once you’ve watched the lessons on YouTube, this eGuide will be a very useful reference.

[Click here](#) to watch our corresponding “Music Thoery For Guitar” video series on YouTube

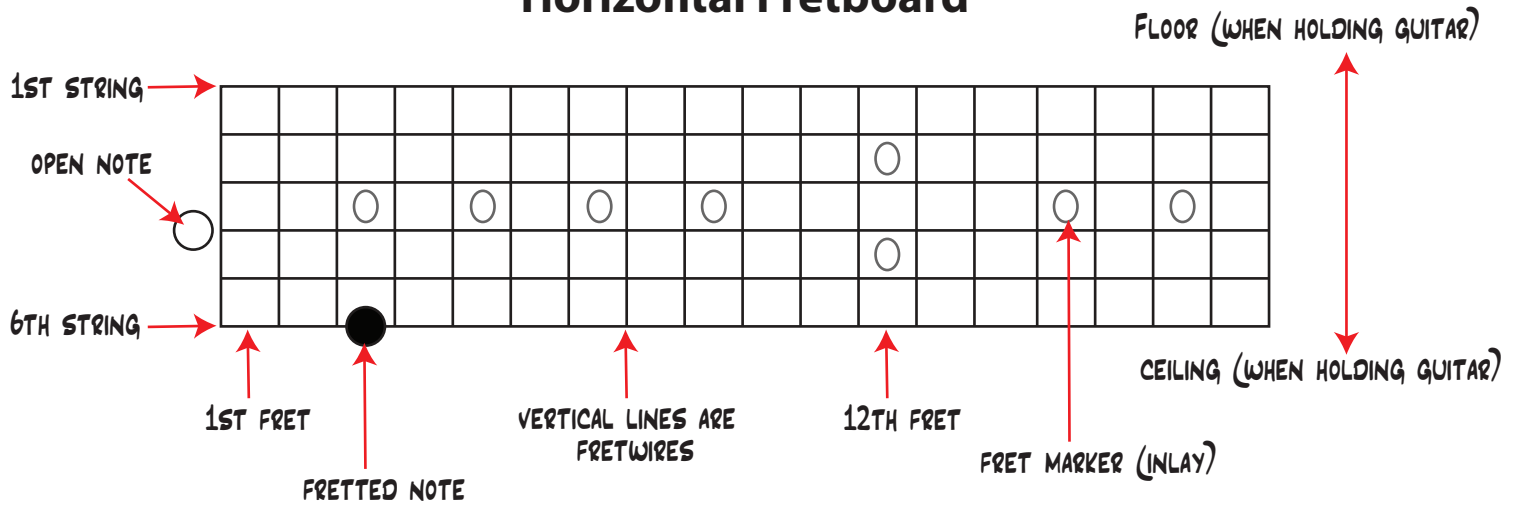
eGuide Updates

Every time we add new sections or update this eGuide, you will receive the updated version for free via email. Be sure to stay subscribed to our mailing list to receive updated and improved versions!

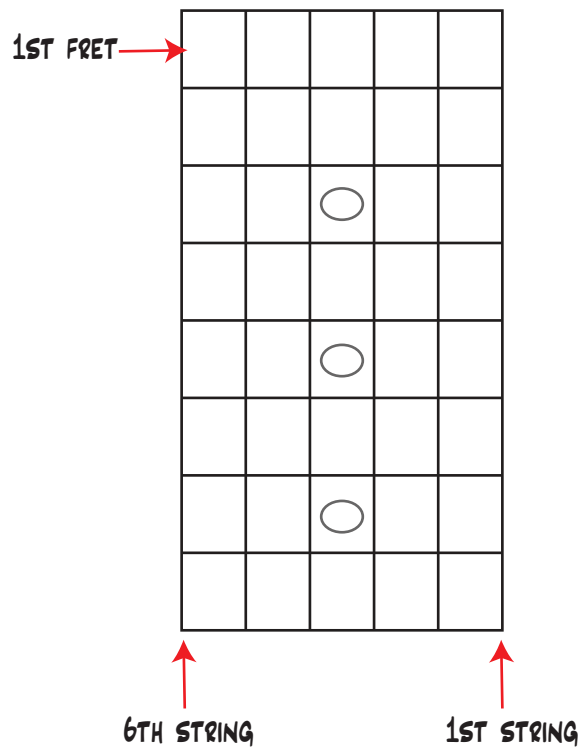
[Click here](#) to subscribe to our mailing list

HOW TO READ OUR CHARTS

Horizontal Fretboard



Vertical Fretboard



PART 1

LESSON 1 - WHOLE STEPS AND HALF STEPS

LESSON 2 - INTERVALS ON ONE STRING

LESSON 3 - INTERVALS SHAPES

LESSON 4 - OCTAVE SHAPES

LESSON 5 - UNISON NOTE SHAPES

LESSON 6 - MUSICAL ALPHABET/CHROMATIC SCALE

LESSON 7 - THE MAJOR SCALE

LESSON 8 - MAJOR SCALE INTERVALS

LESSON 9 - MAJOR SCALE PATTERNS

LESSON 10 - MAJOR SCALE UPPER INTERVALS

LESSON 11 - PATTERNS VS POSITIONS

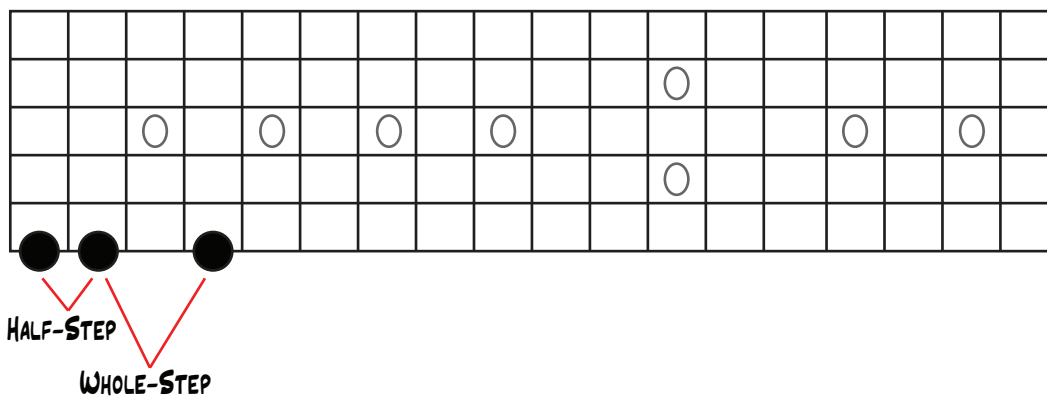
LESSON 12 - MAJOR SCALE FRETBOARD INSIGHT

LESSON 13 - MAJOR SCALE KEYS

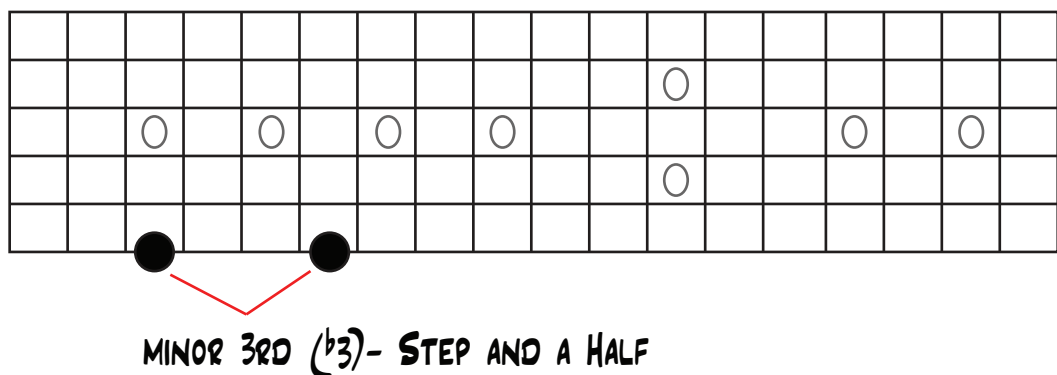
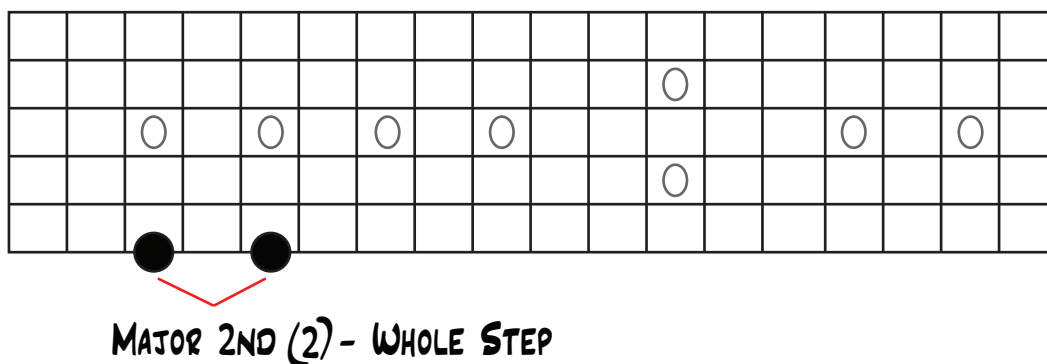
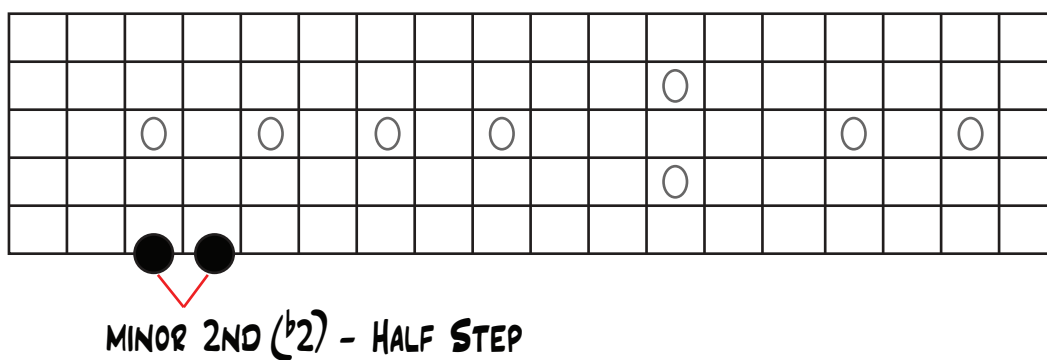
LESSON 14 - MAJOR SCALE MORE IN-DEPTH

LESSON 15 - MAJOR SCALE SHARPS AND FLATS IN ALL KEYS

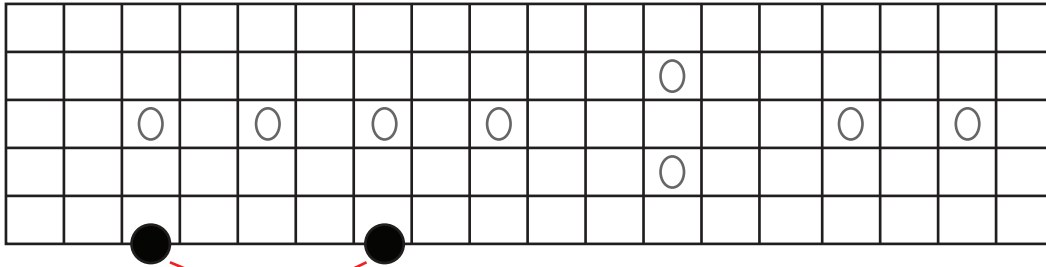
HALF-STEPS AND WHOLE-STEPS



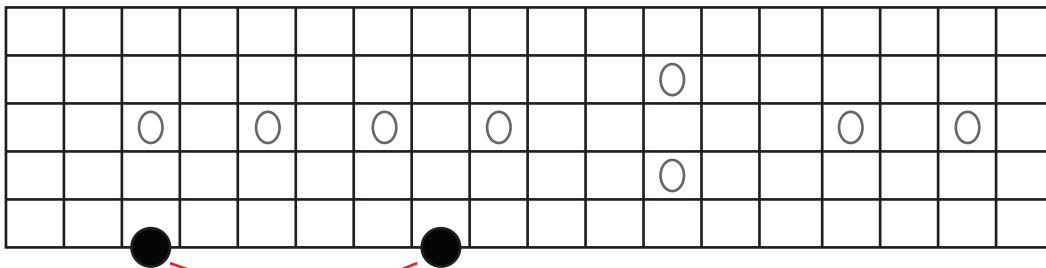
INTERVALS ON ONE STRING



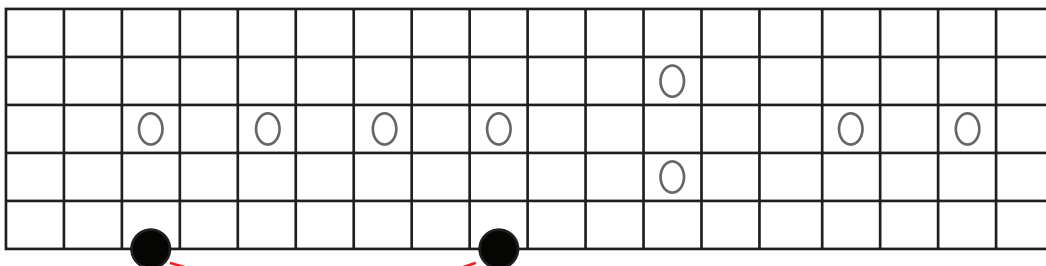
INTERVALS ON ONE STRING (CONT)



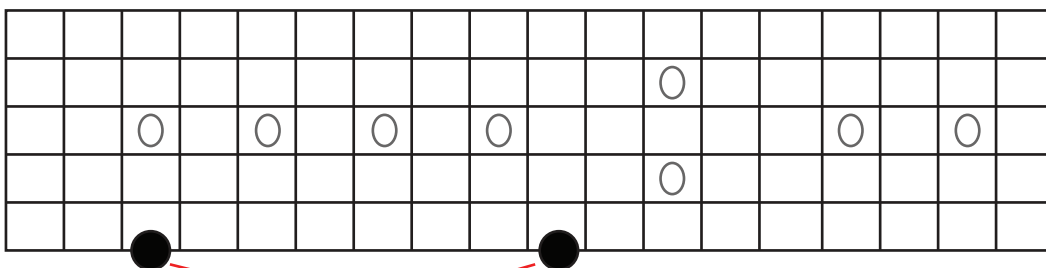
MAJOR 3RD (3) - 2 WHOLE STEPS



PERFECT 4TH (4) - 2 AND A HALF STEPS

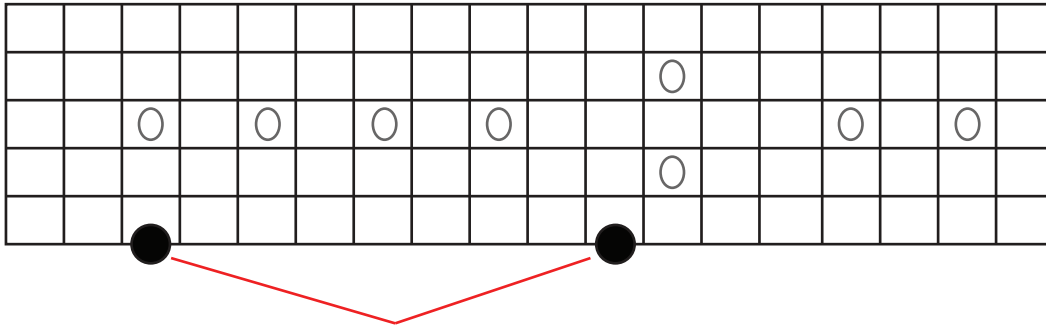


DIMINISHED 5TH (♭5) OR AUGMENTED 4TH (♯4) - 3 WHOLE STEPS (TRITONE)

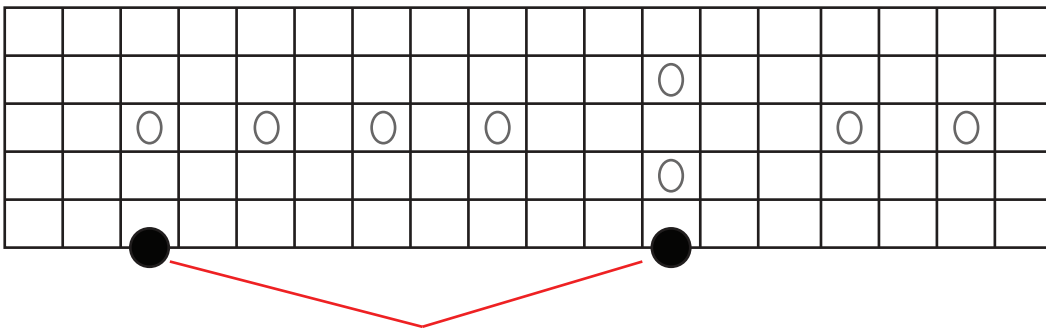


PERFECT 5TH (5) - 3 AND A HALF STEPS

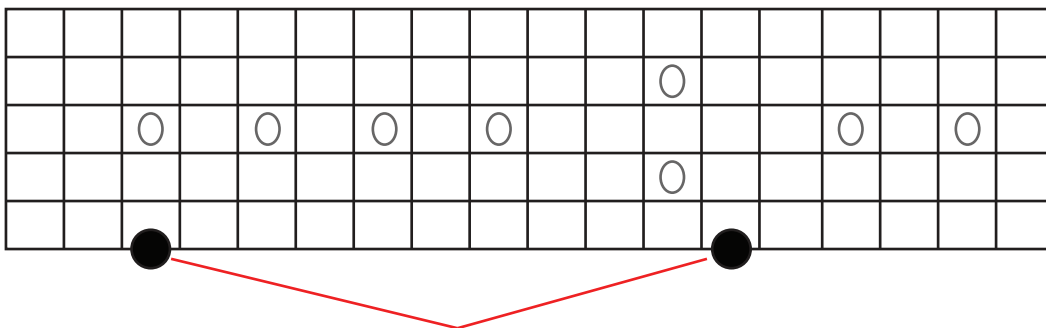
INTERVALS ON ONE STRING (CONT)



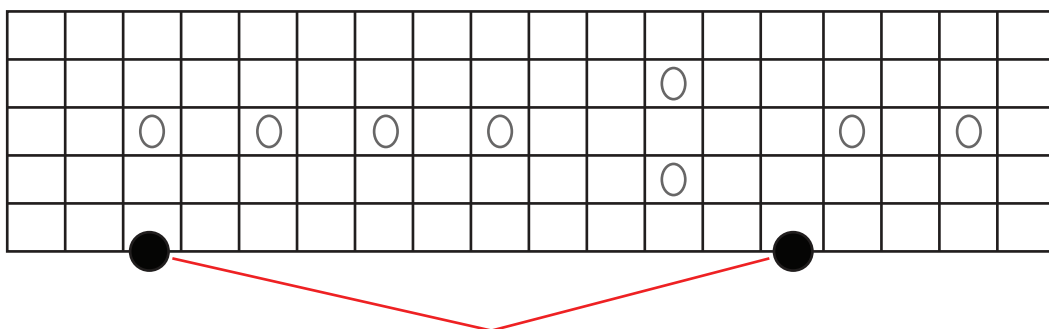
AUGMENTED 5TH ($\sharp 5$) OR MINOR 6TH ($\flat 6$) - 4 WHOLE STEPS



MAJOR 6TH (6) OR DIMINISHED 7TH ($\flat\flat 7$) - 4 AND A HALF STEPS

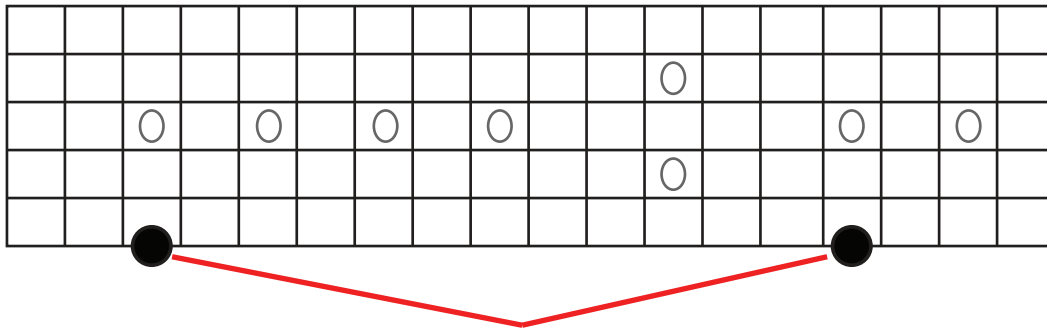


MINOR 7TH ($\flat 7$) - 5 WHOLE STEPS



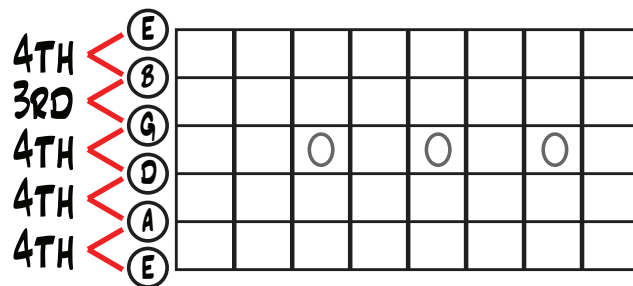
MAJOR 7TH (7) - 5 AND A HALF STEPS

INTERVALS ON ONE STRING (CONT)

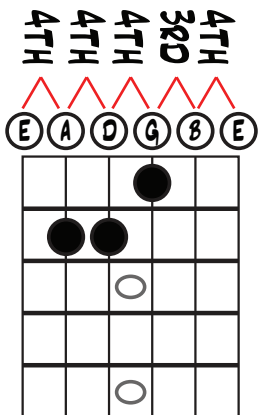


OCTAVE (8) - 6 WHOLE STEPS (12 FRETS)

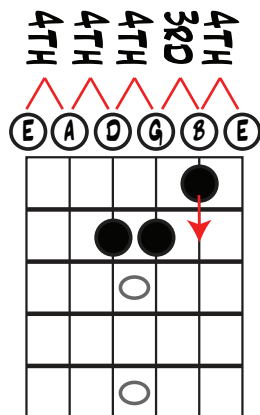
STRING INTERVALS



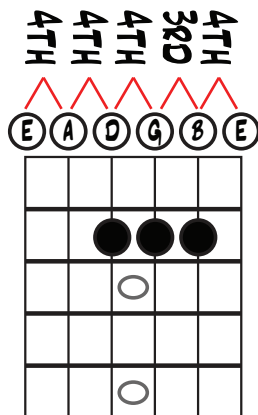
E MAJOR



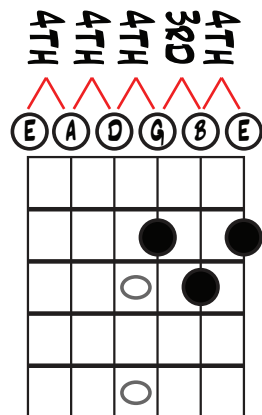
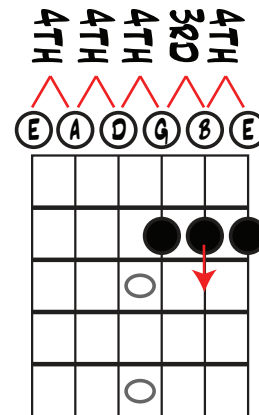
A MAJOR



A MAJOR

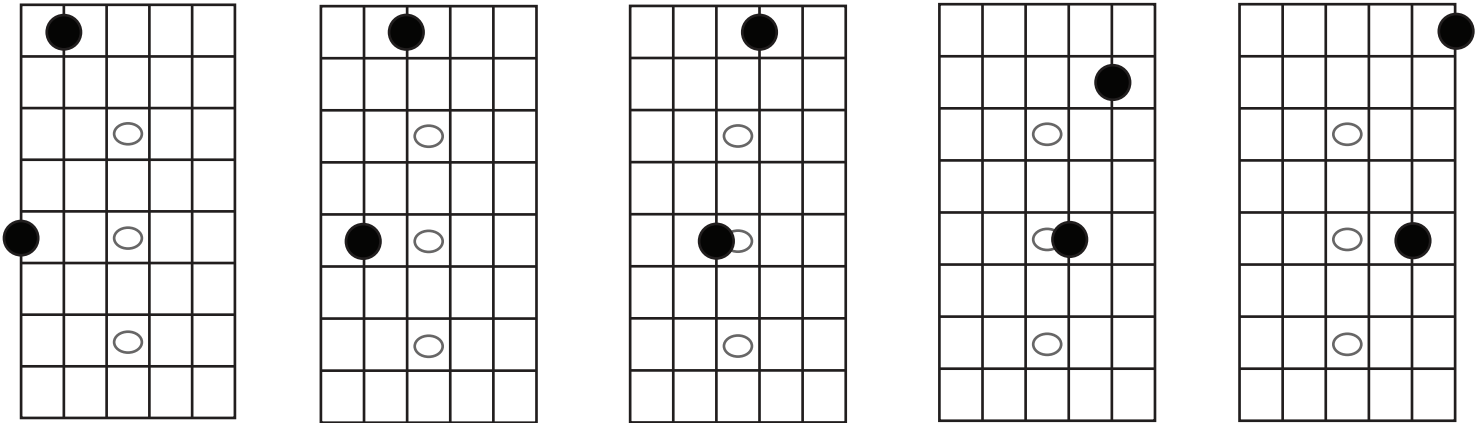


D MAJOR

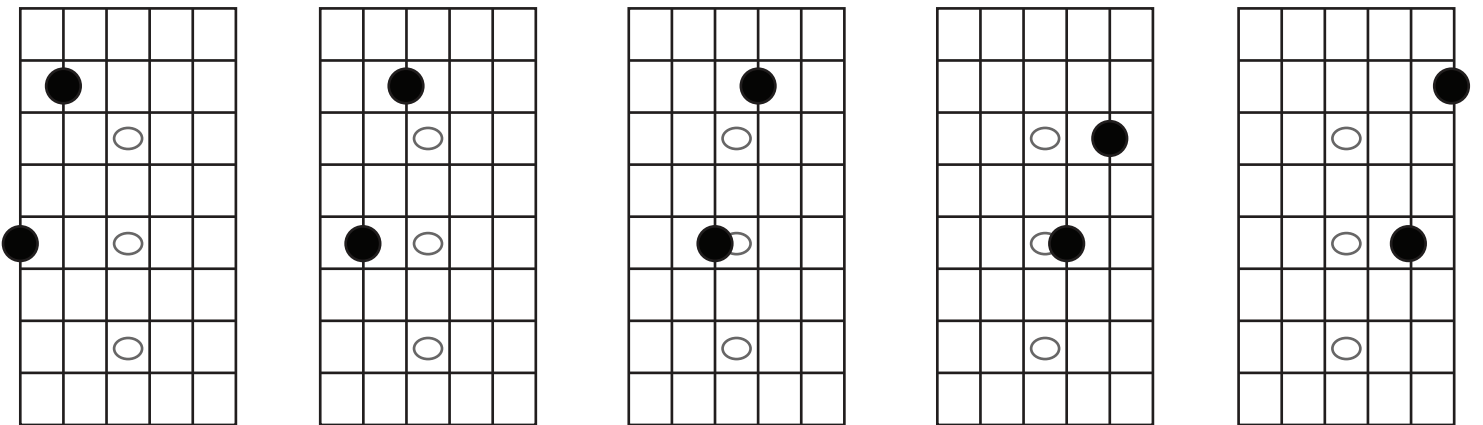


INTERVALS SHAPES

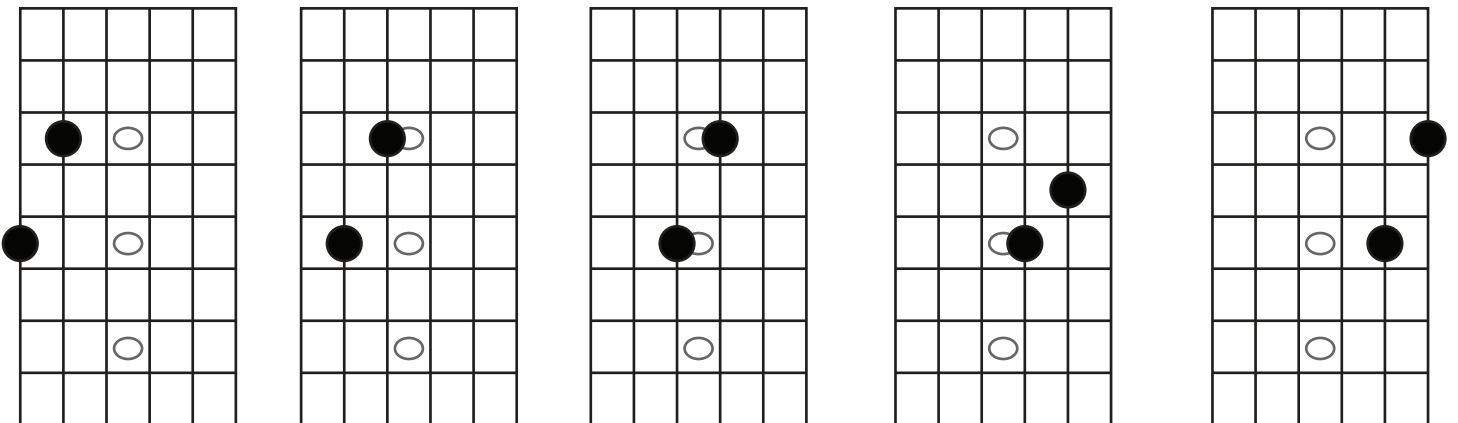
MINOR 2ND ($b2$)



MAJOR 2ND (2)

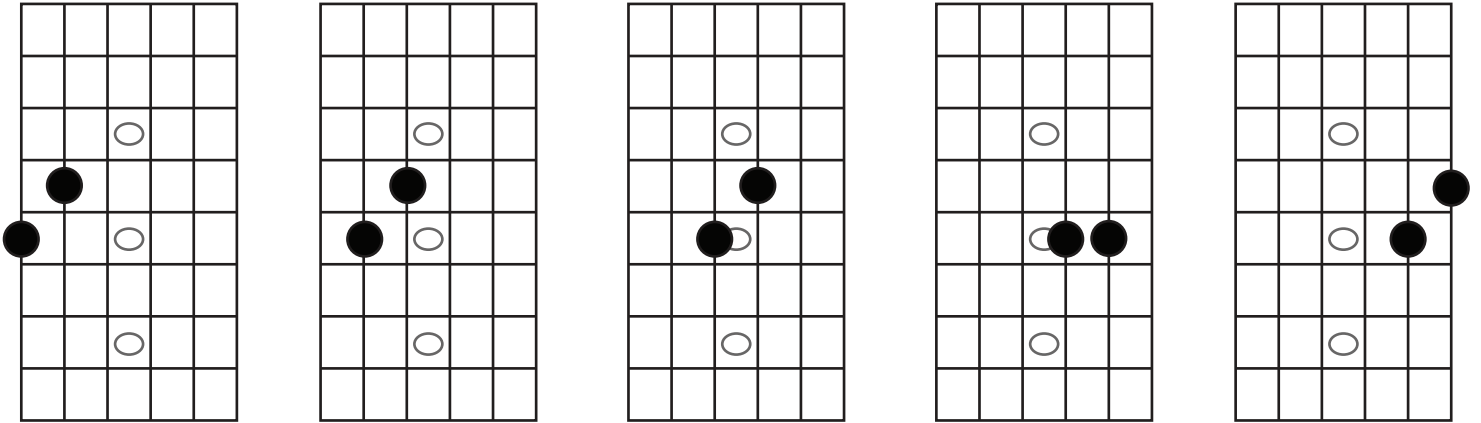


MINOR 3RD ($b3$)

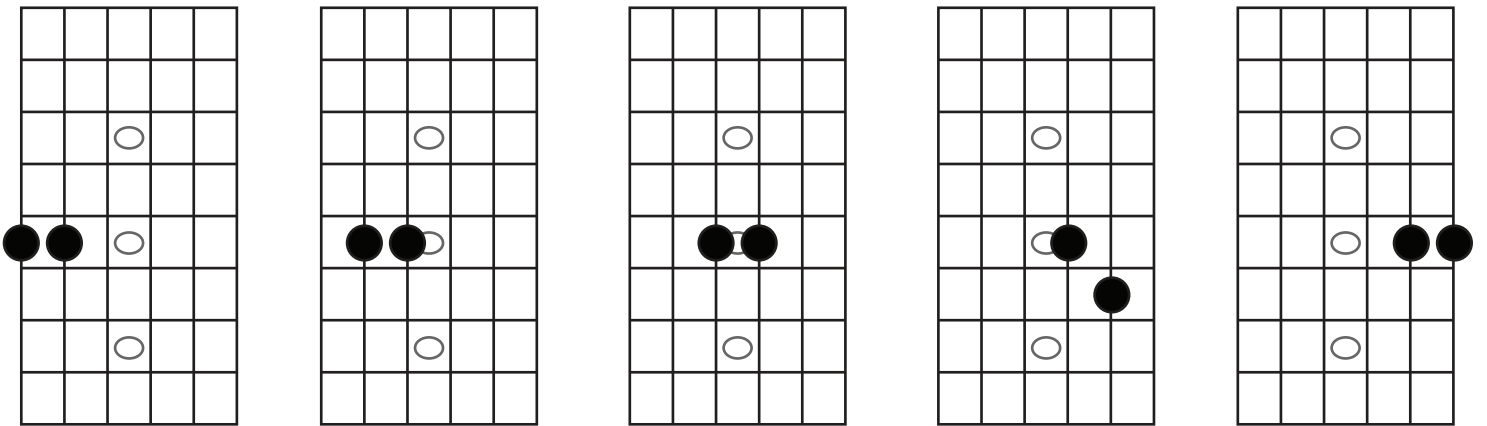


INTERVALS SHAPES (CONT)

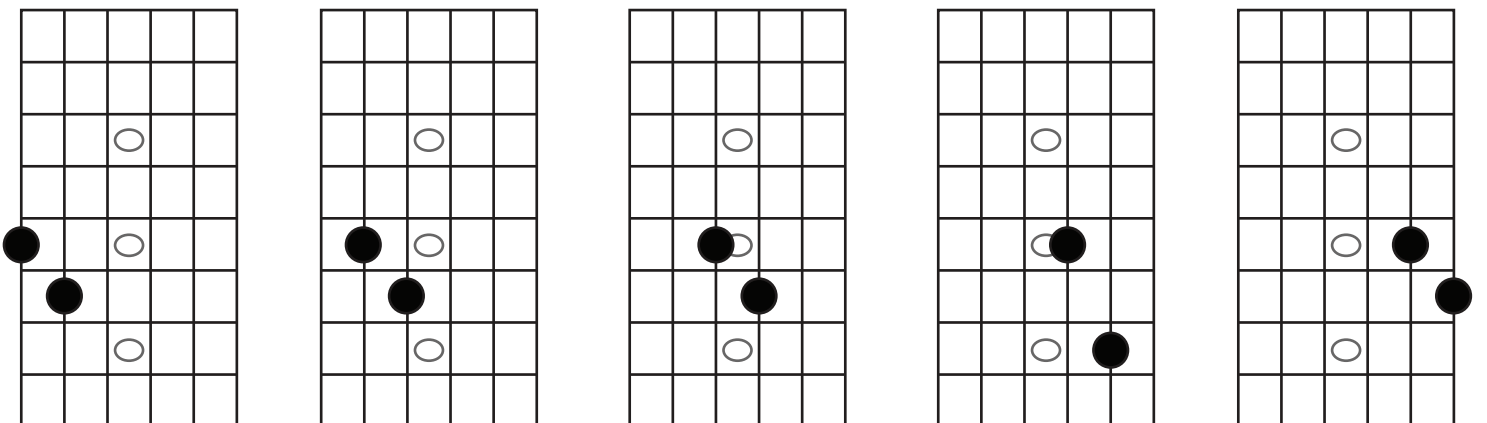
MAJOR 3RD (3)



PERFECT 4TH (4)

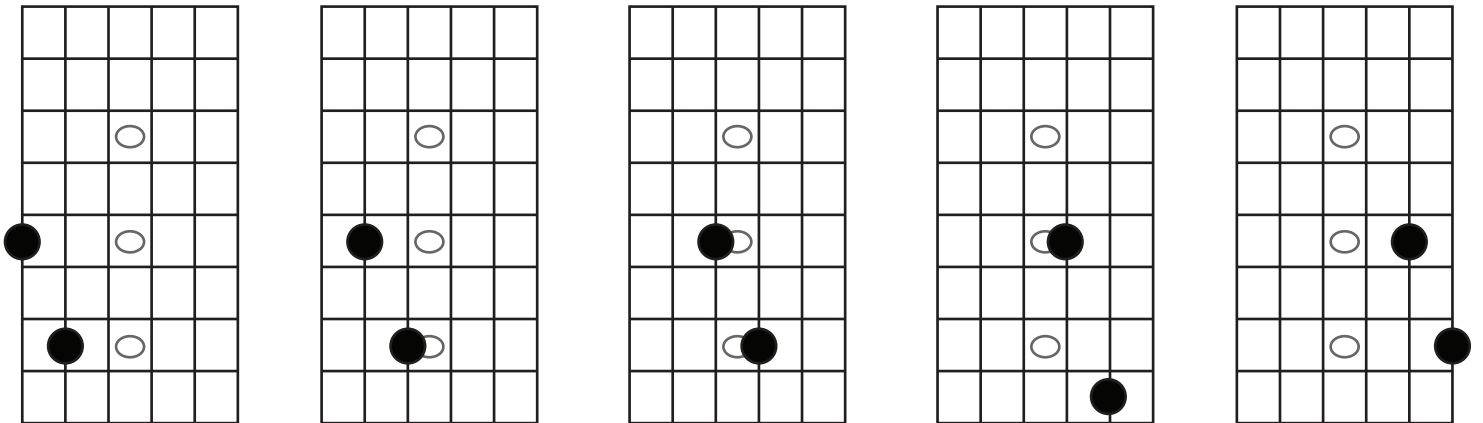


DIMINISHED 5 ($\flat 5$) OR AUGMENTED 4TH ($\sharp 4$) (TRITONE)

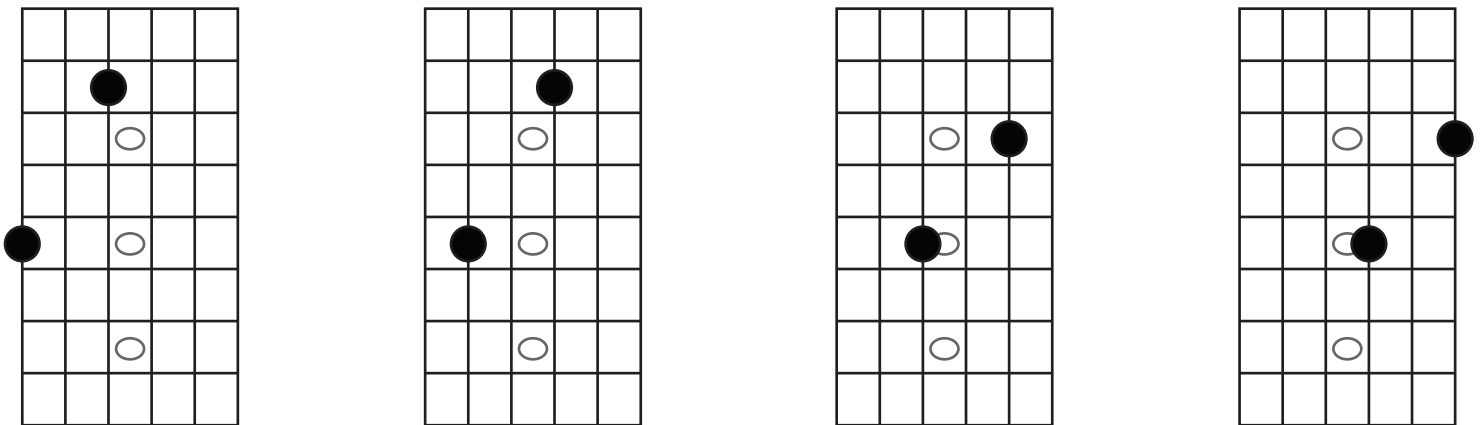


INTERVALS SHAPES (CONT)

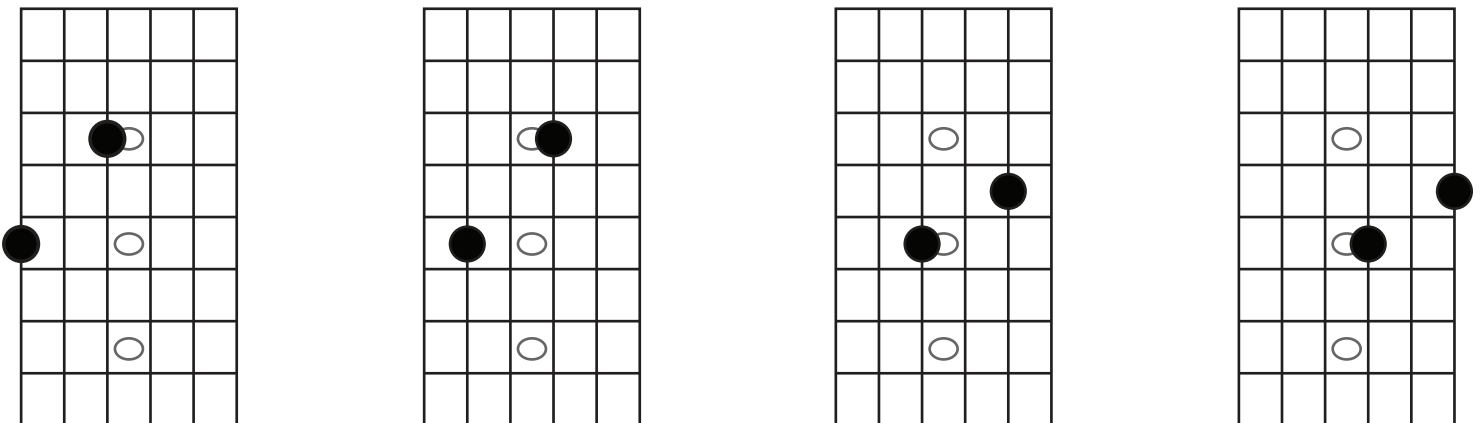
PERFECT 5TH (5)



PERFECT 5TH (5)**OPTION 2

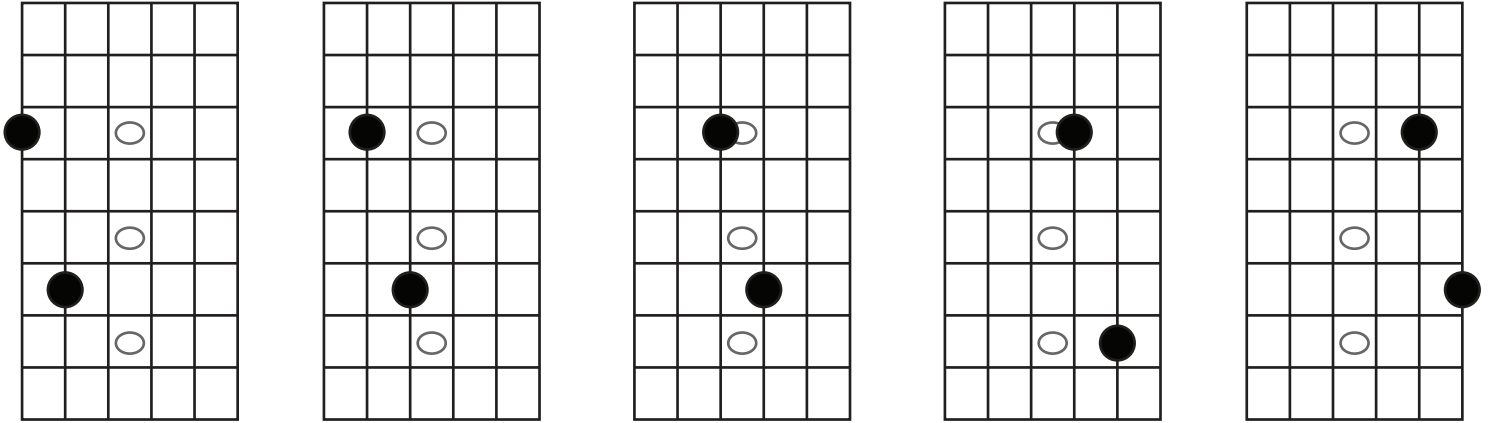


AUGMENTED 5TH (#5) OR MINOR 6TH (b6)

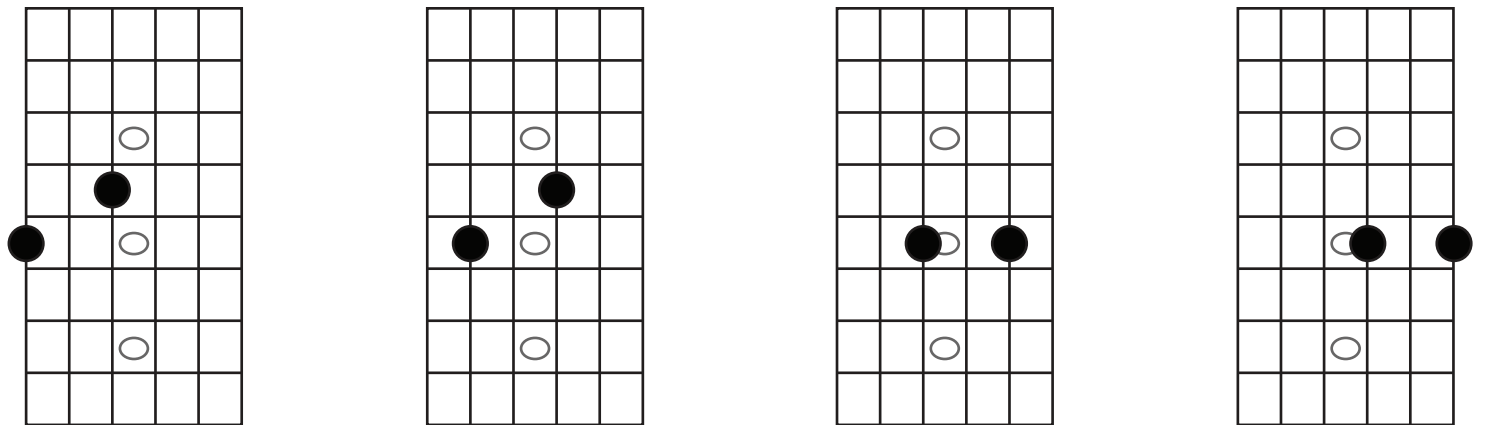


INTERVALS SHAPES (CONT)

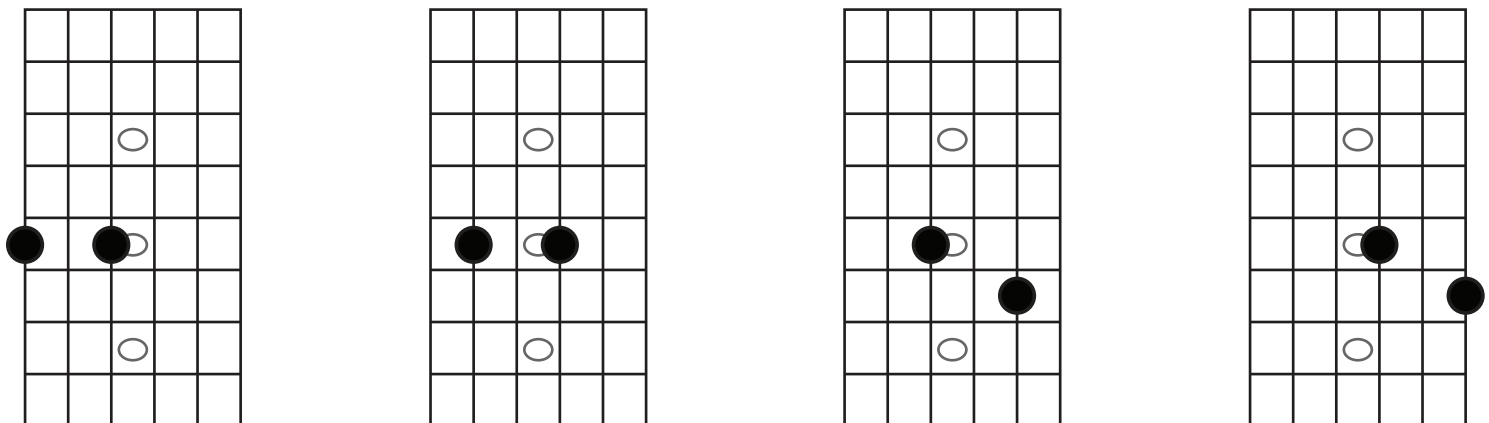
AUGMENTED 5TH ($\sharp 5$) OR MINOR 6TH ($\flat 6$)**OPTION 2



MAJOR 6TH (6) OR DIMINISHED 7TH ($\flat\flat 7$)

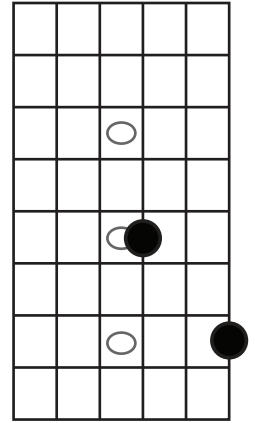
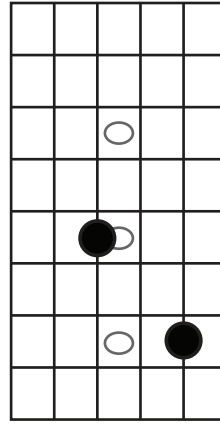
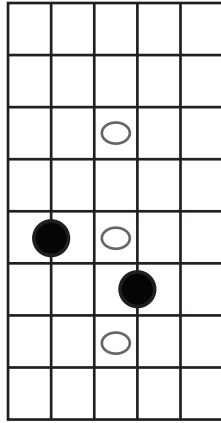
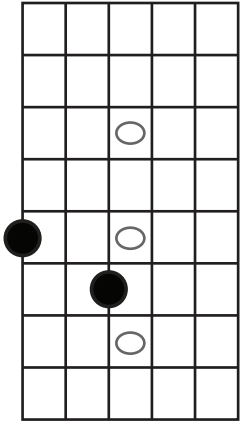


MINOR 7TH ($\flat 7$)

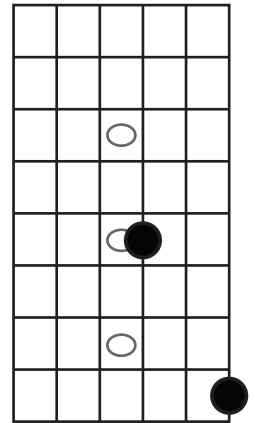
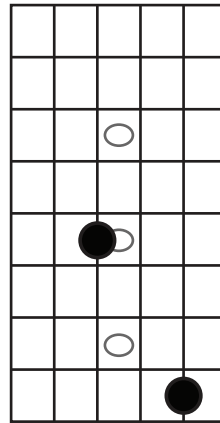
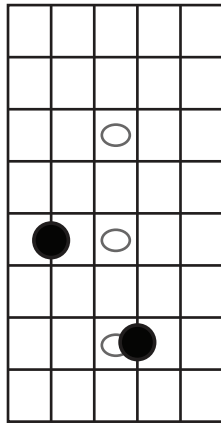
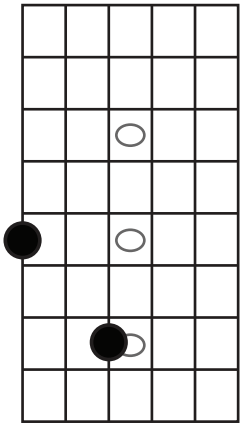


INTERVALS SHAPES (CONT)

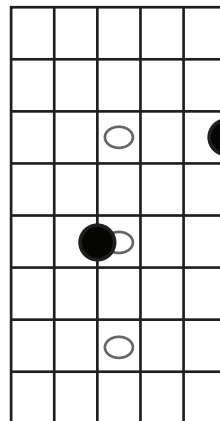
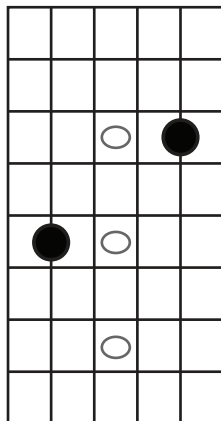
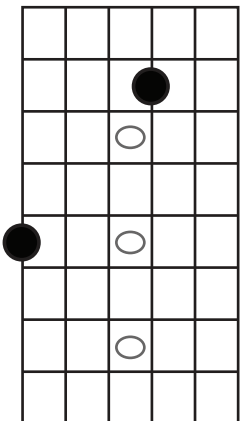
MAJOR 7TH



OCTAVE (8)

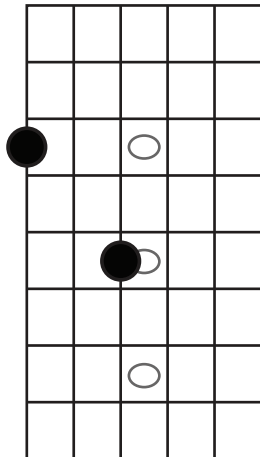


OCTAVE (8)***OPTION 2

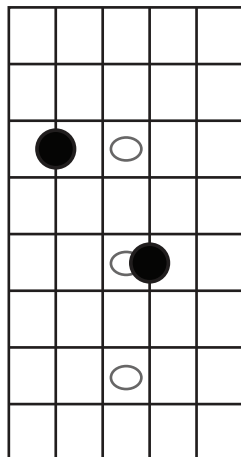


OCTAVE SHAPES

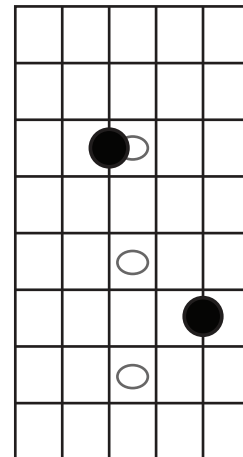
**OCTAVE SHAPE 1
(6TH STRING)**



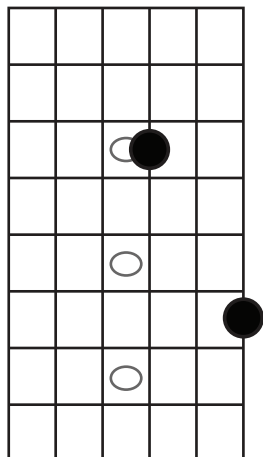
**OCTAVE SHAPE 2
(5TH STRING)**



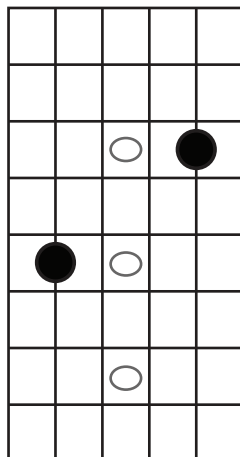
**OCTAVE SHAPE 3
(4TH STRING)**



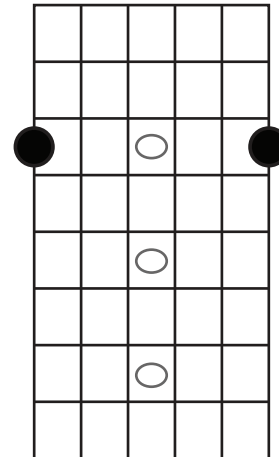
**OCTAVE SHAPE 4
(3RD STRING)**



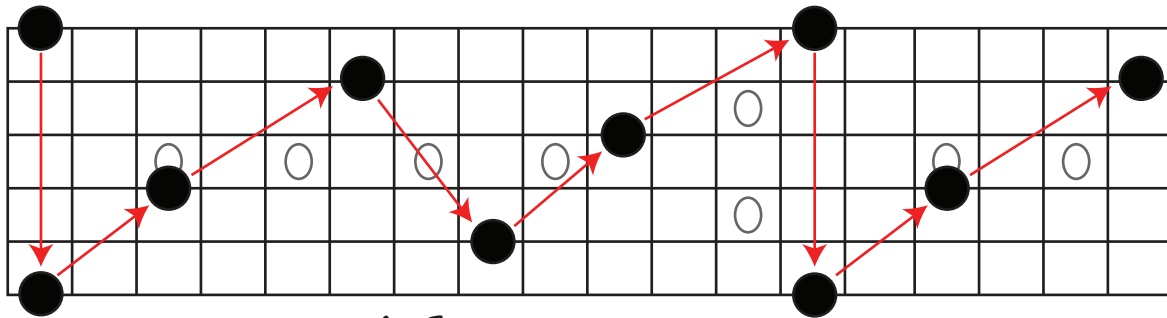
**OCTAVE SHAPE 5
(2ND STRING)**



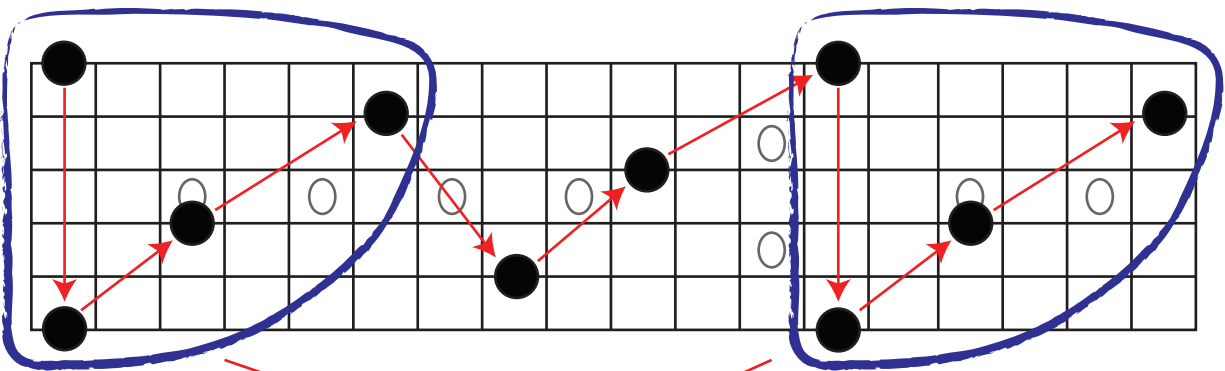
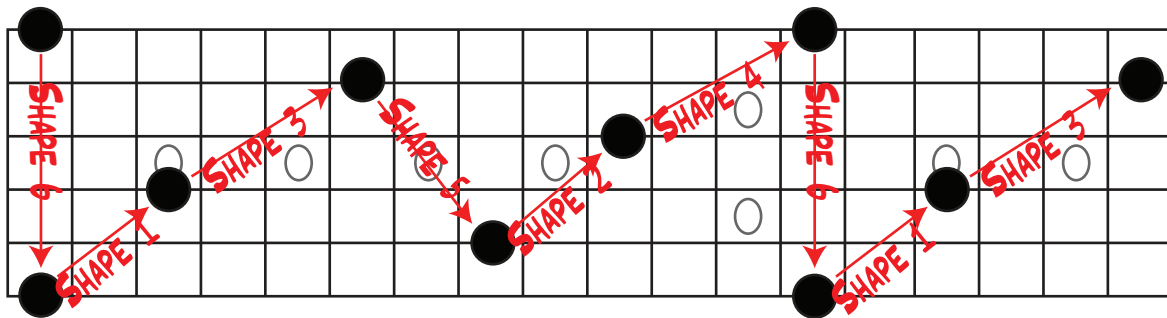
**OCTAVE SHAPE 6
(1ST STRING)**



OCTAVE SHAPES (CONT)



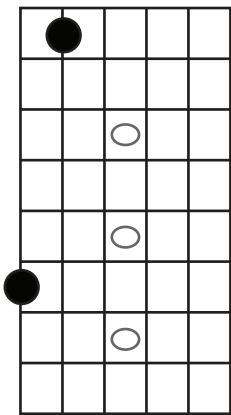
ALL F NOTES USING OCTAVE SHAPES



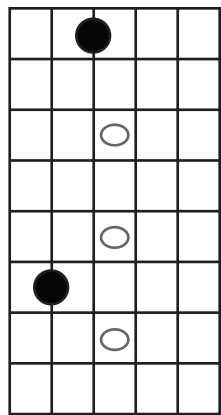
REPEATS AN OCTAVE HIGHER (12 FRET)

UNISON NOTE SHAPES

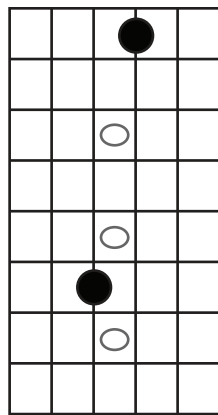
UNISON SHAPE 1
(6TH/5TH STRING)



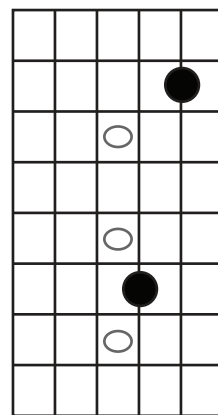
UNISON SHAPE 2
(5TH/4TH STRING)



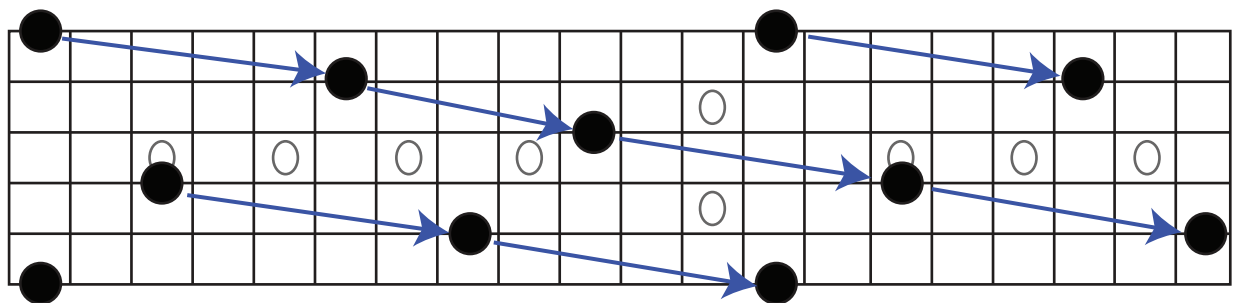
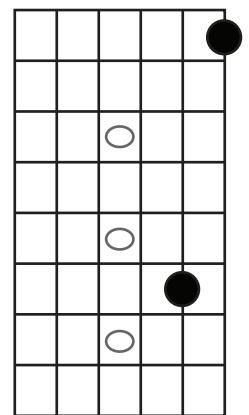
UNISON SHAPE 3
(4TH/3RD STRING)



UNISON SHAPE 4
(3RD/2ND STRING)



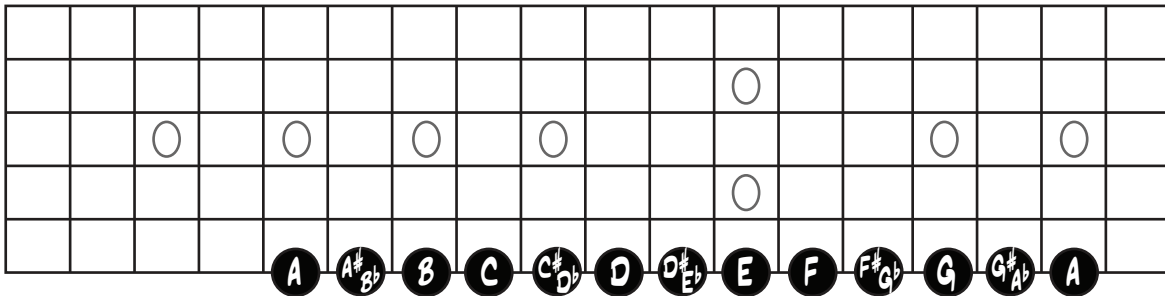
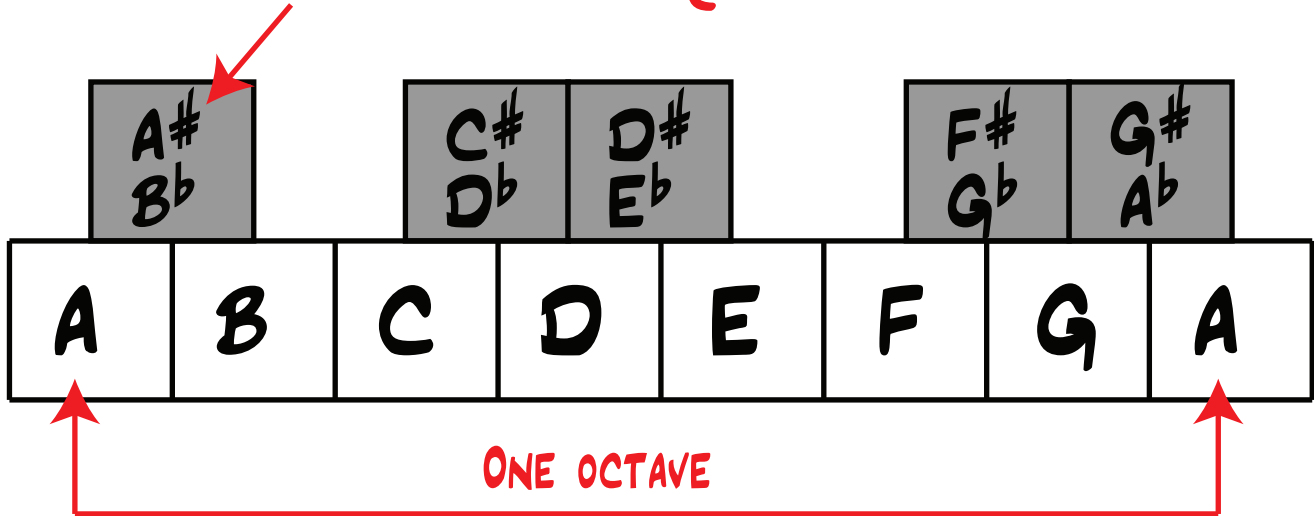
UNISON SHAPE 5
(2ND/1ST STRING)




ALL F NOTES USING UNISON NOTE SHAPES

MUSICAL ALPHABET/CHROMATIC SCALE

ENHARMONIC EQUIVALENTS (SAME NOTE DIFFERENT NAMES)

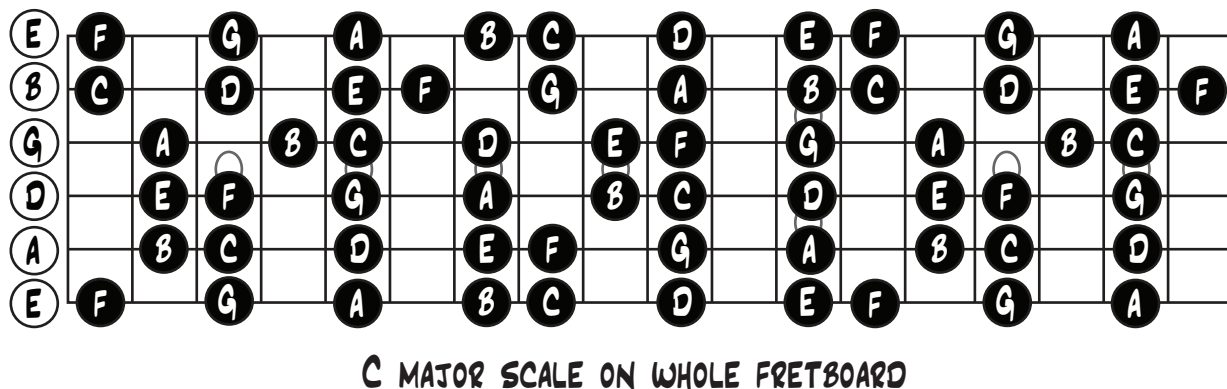
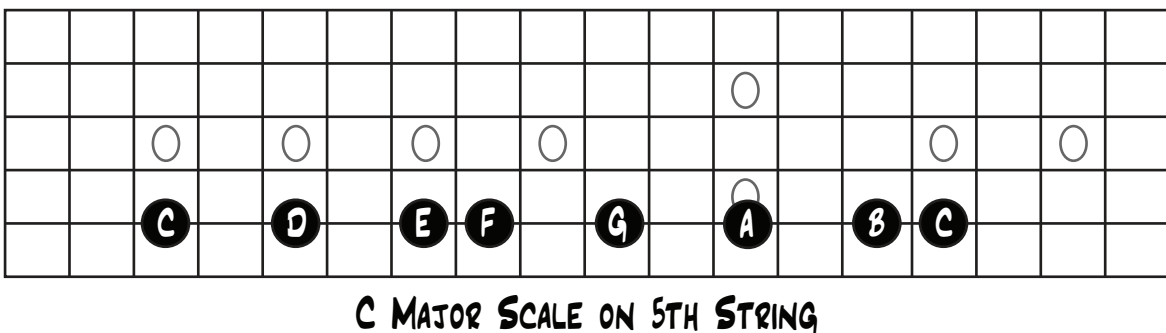
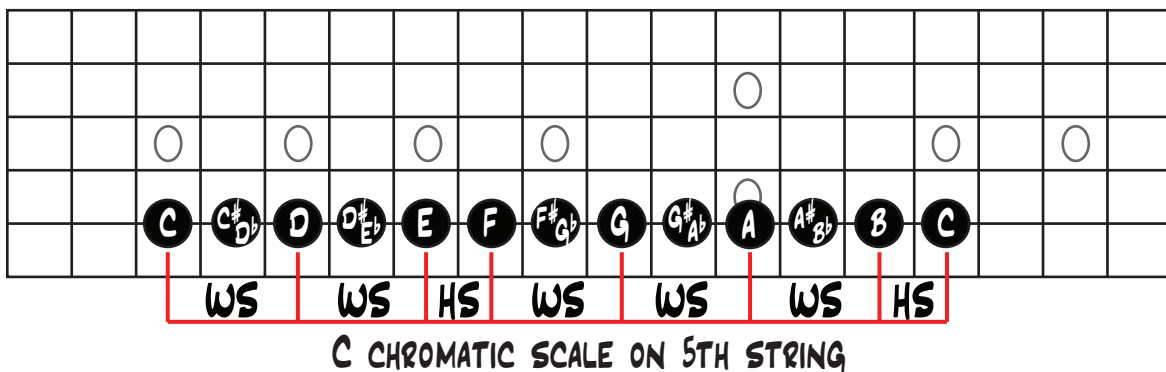


(A) CHROMATIC SCALE ON 6TH STRING



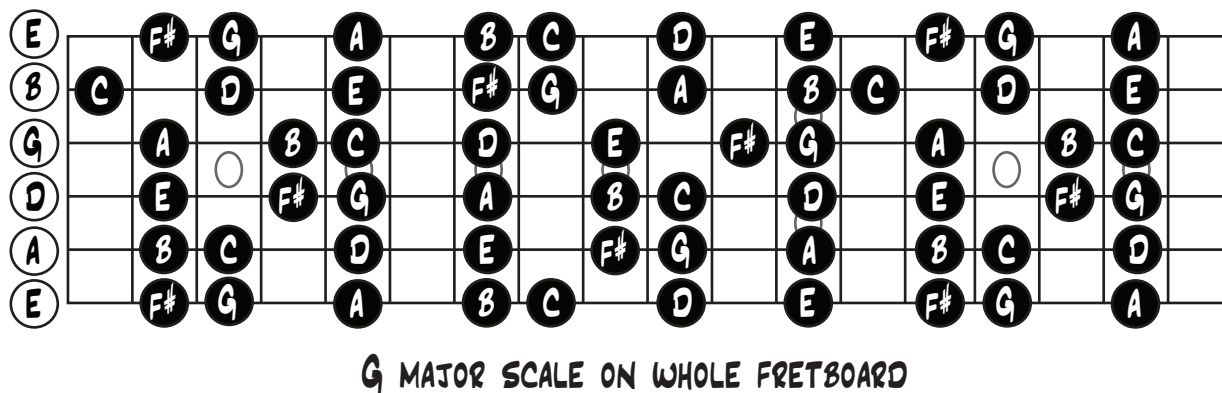
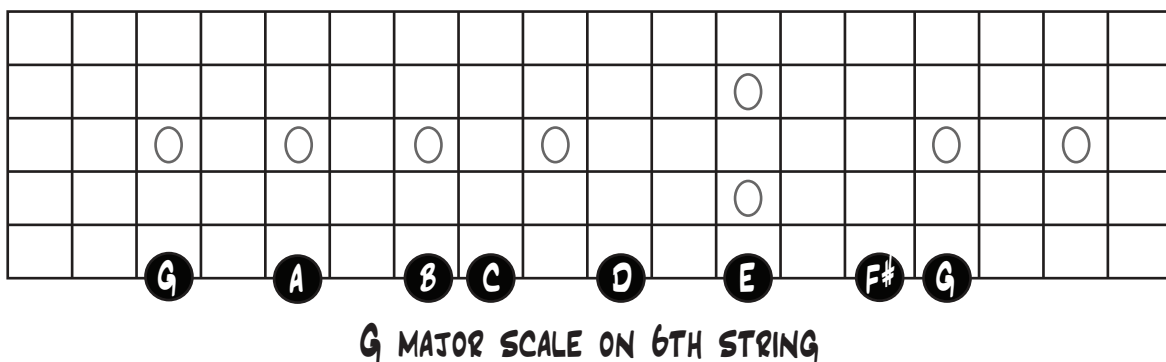
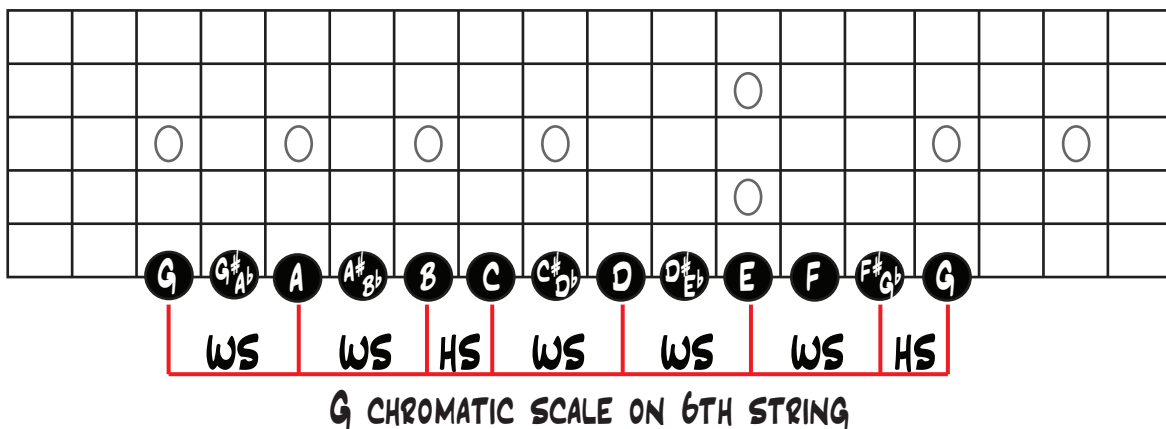
CHROMATIC SCALE ON WHOLE FRETBOARD

THE MAJOR SCALE



WS = WHOLE STEP
 HS = HALF STEP

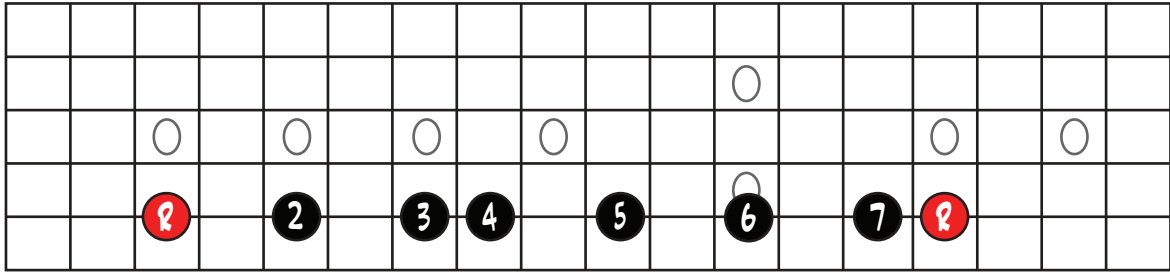
THE MAJOR SCALE (CONT)



WS = WHOLE STEP

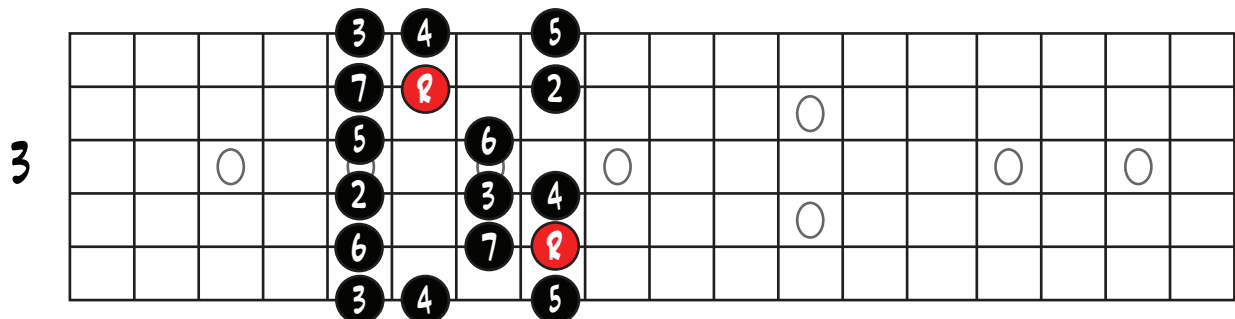
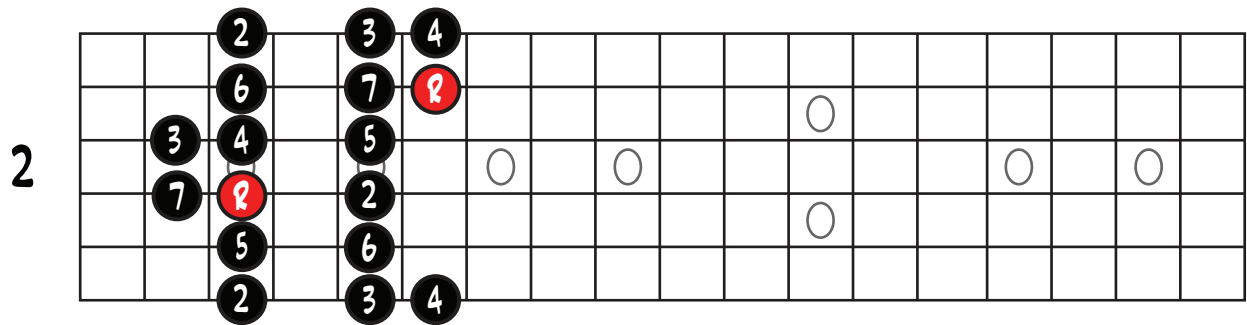
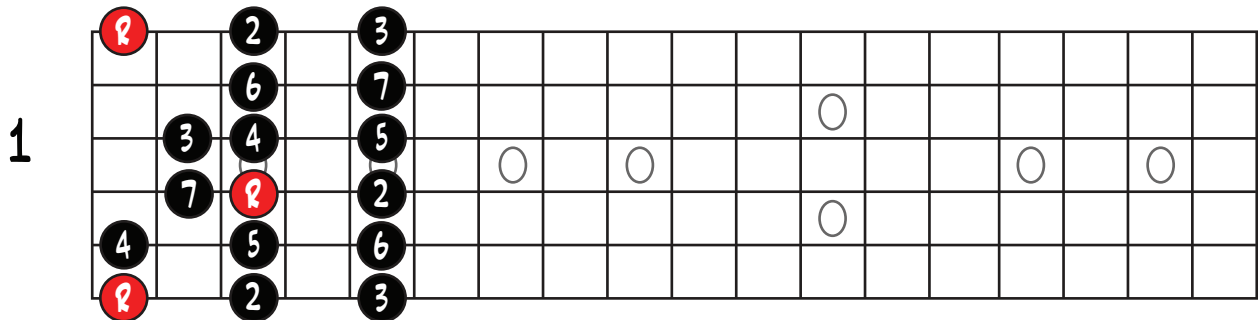
HS = HALF STEP

THE MAJOR SCALE INTERVALS

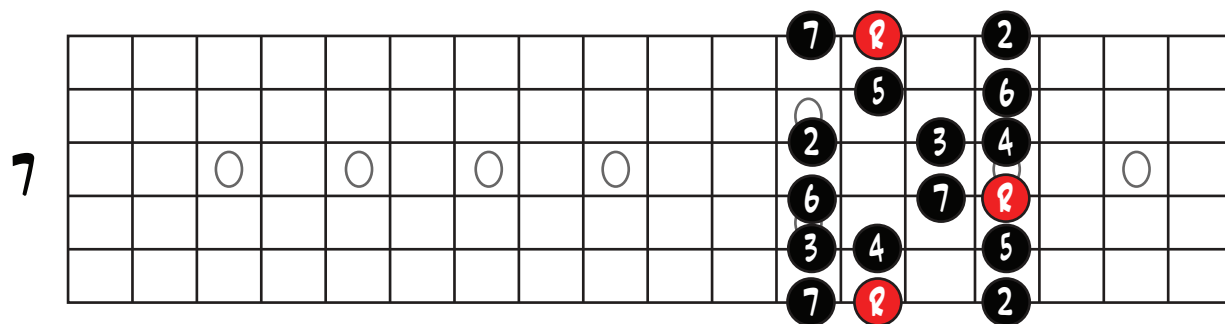
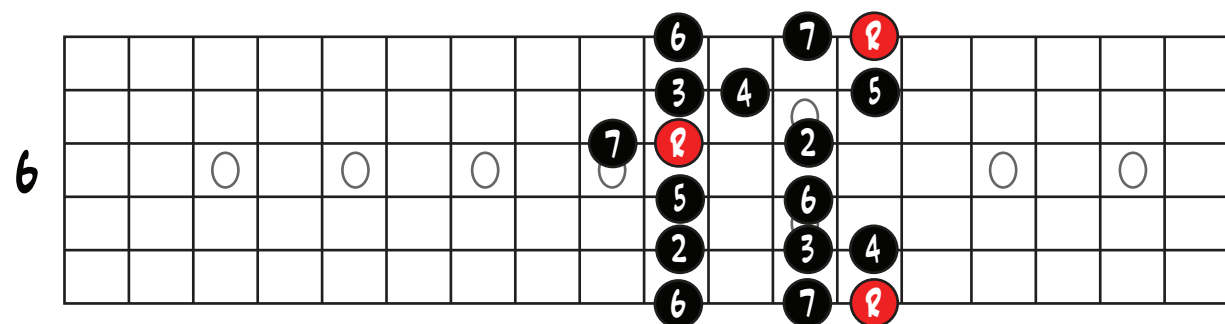
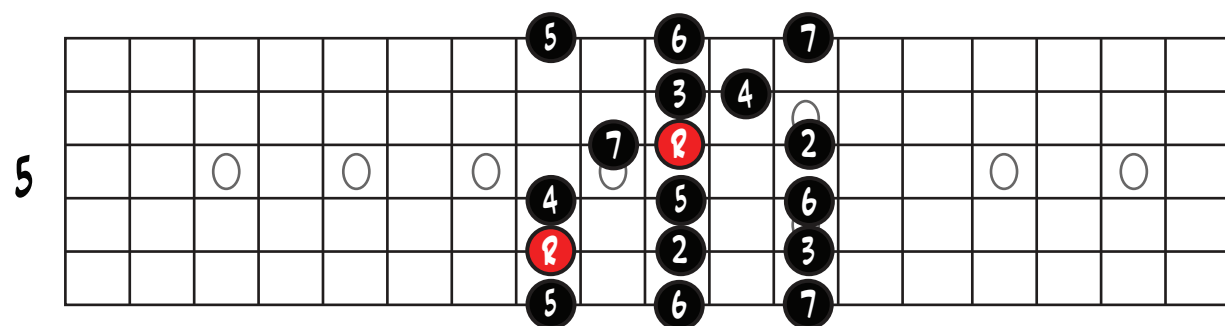
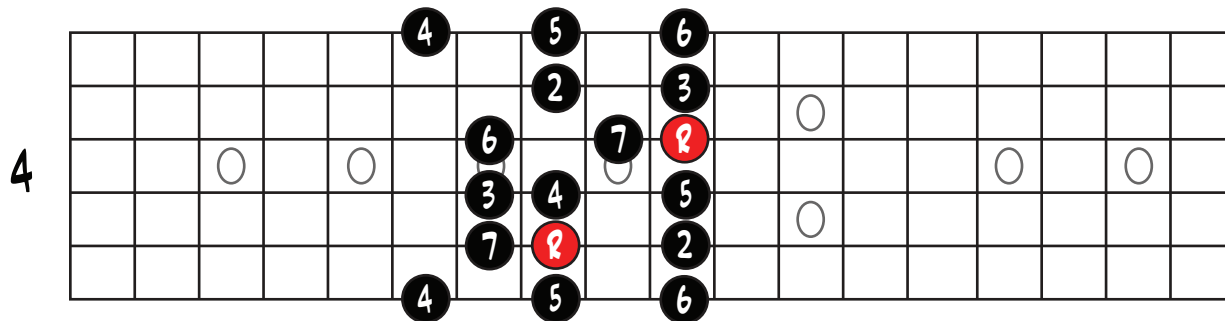


ROOT - MAJOR 2ND - MAJOR 3RD - PERFECT 4TH -
 PERFECT 5TH - MAJOR 6TH - MAJOR 7TH

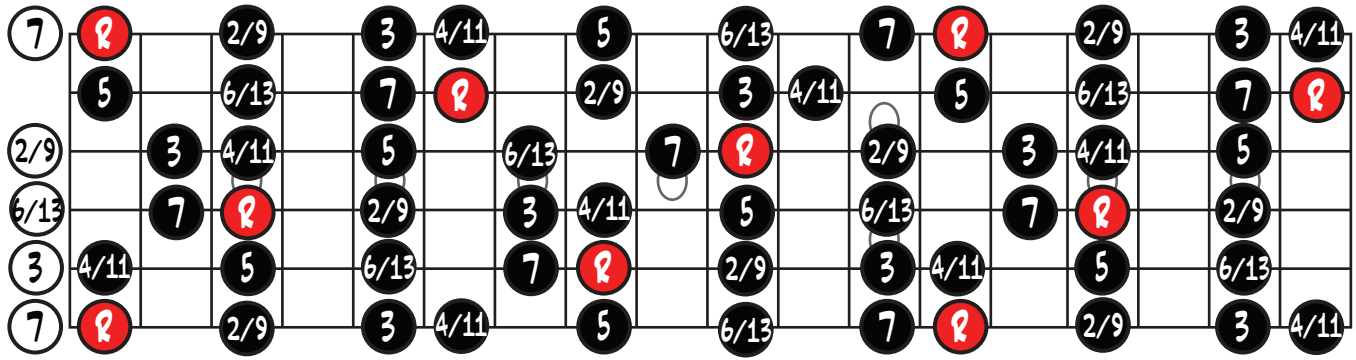
THE MAJOR SCALE PATTERNS



THE MAJOR SCALE PATTERNS (CONT)



MAJOR SCALE - UPPER INTERVALS

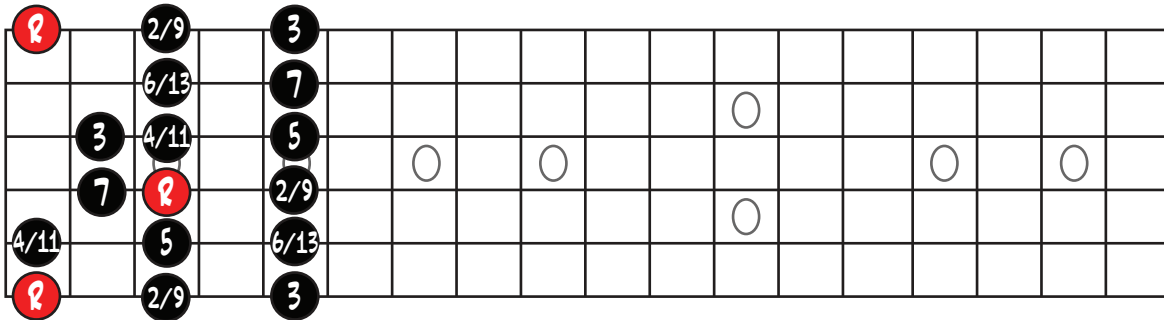


2=9, 4=11, 6=13

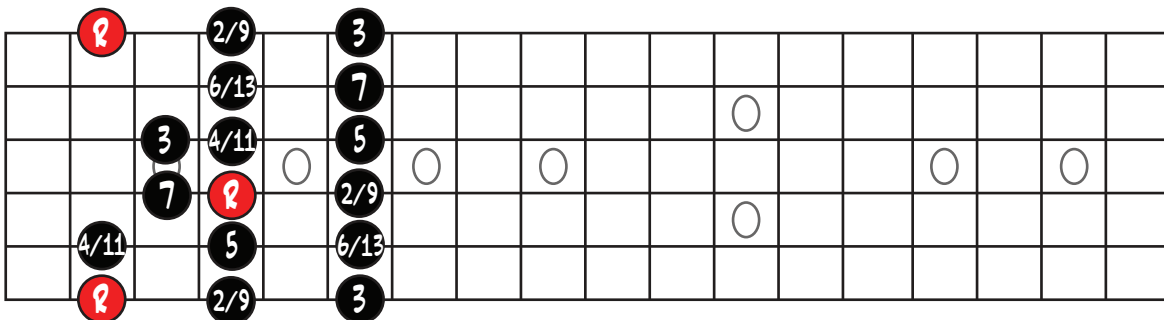
PATTERNS VS POSITIONS

PATTERNS = FINGERING/SHAPE, STAYS THE SAME NO MATTER WHERE YOU PLAY IT ON THE FRETBOARD
POSITIONS = WHERE YOU ARE ON THE FRETBOARD (FRET THAT YOU'RE 1ST FINGER IS IN)

EXAMPLES



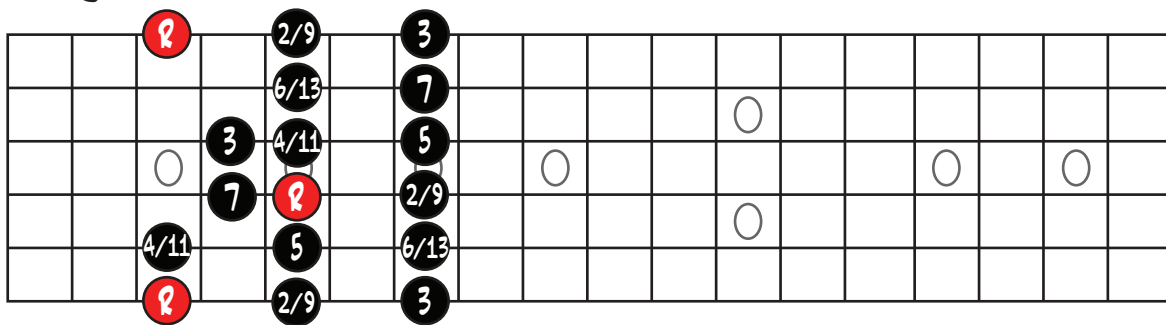
MAJOR SCALE PATTERN 1 POSITION 1



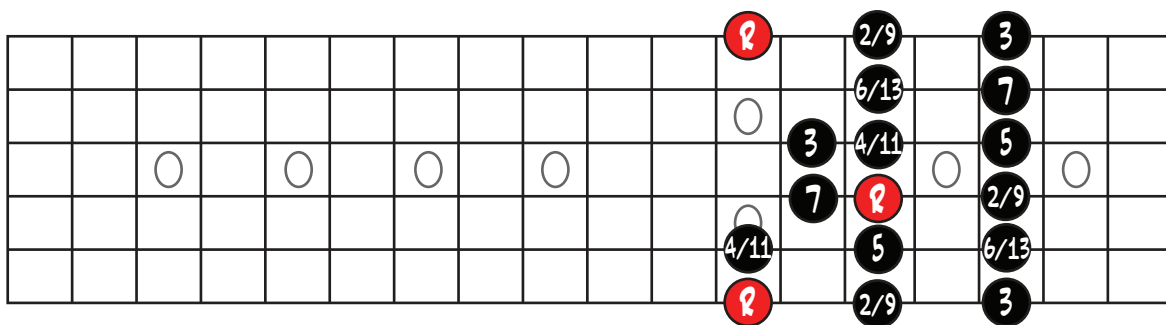
MAJOR SCALE PATTERN 1 POSITION 2

PATTERNS VS POSITIONS (CONT)

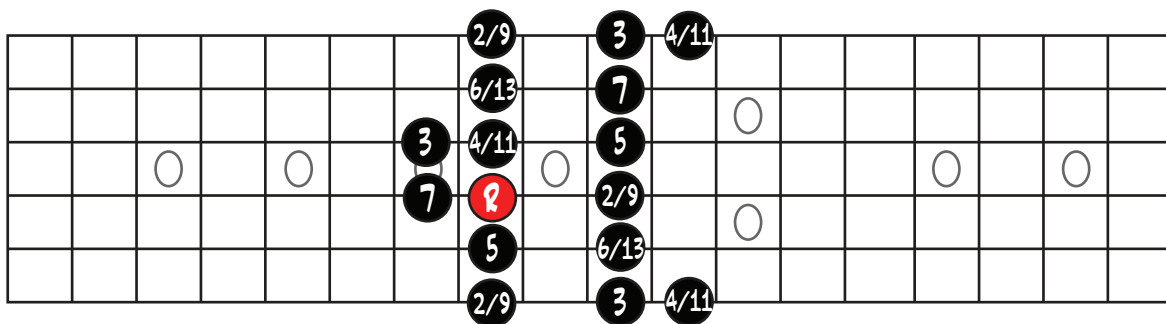
EXAMPLES (CONT)



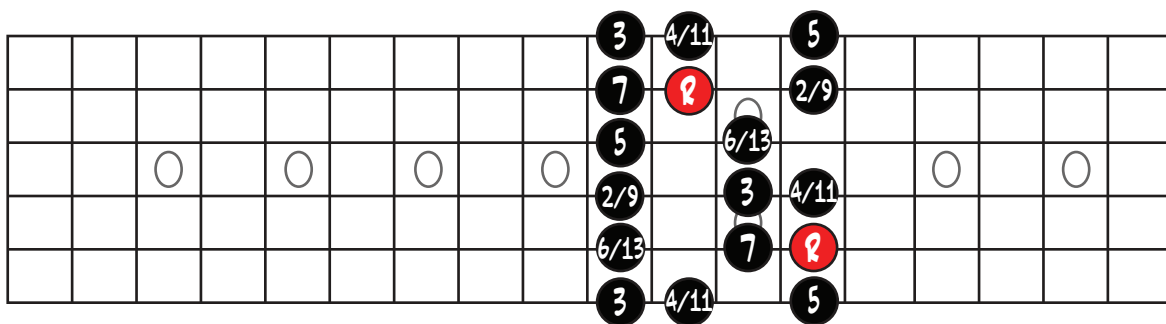
MAJOR SCALE PATTERN 1 POSITION 3



MAJOR SCALE PATTERN 1 POSITION 12



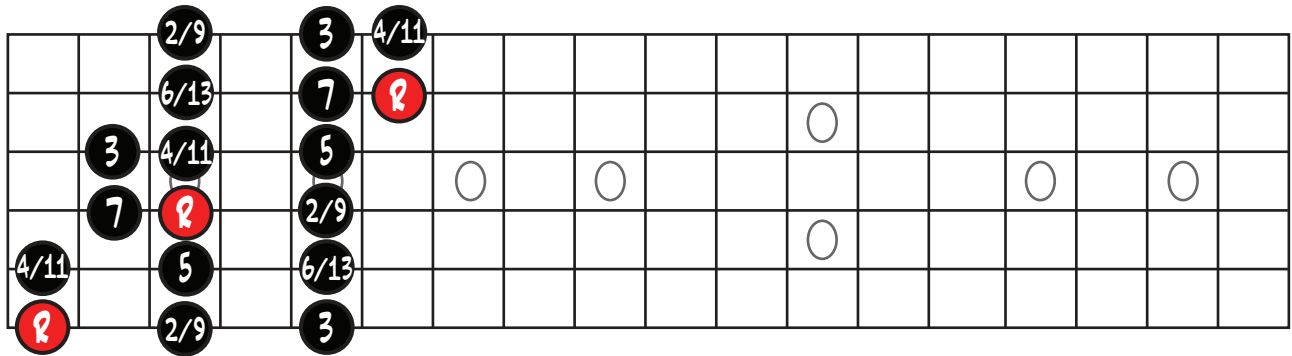
MAJOR SCALE PATTERN 2 POSITION 7 & 8



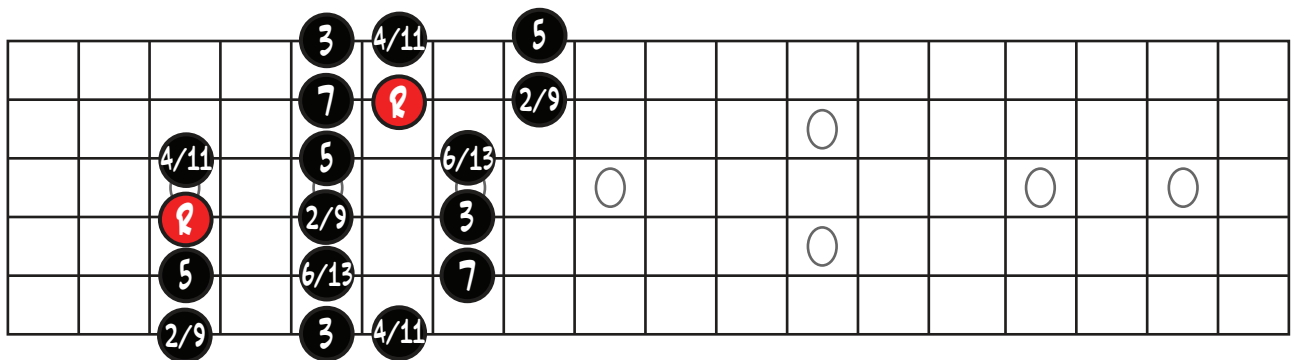
MAJOR SCALE PATTERN 3 POSITION 10

MAJOR SCALE - FRETBOARD INSIGHT

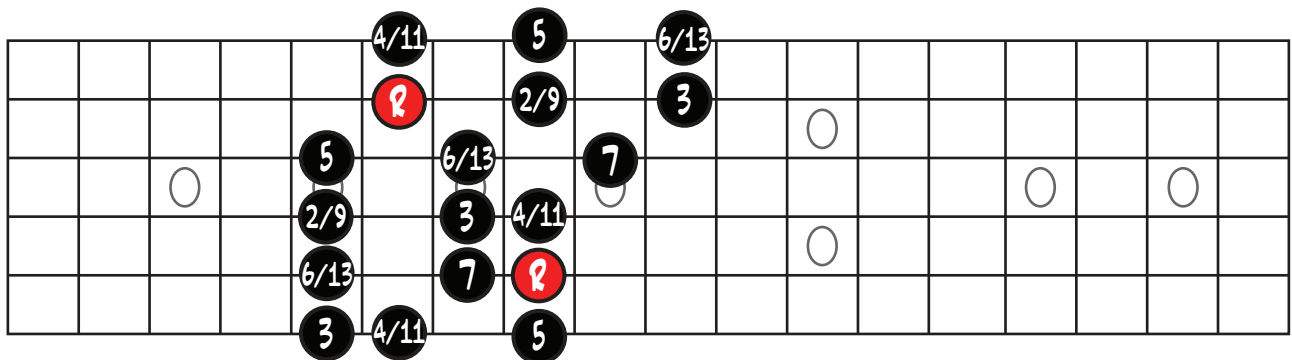
MORE PATTERN OPTIONS



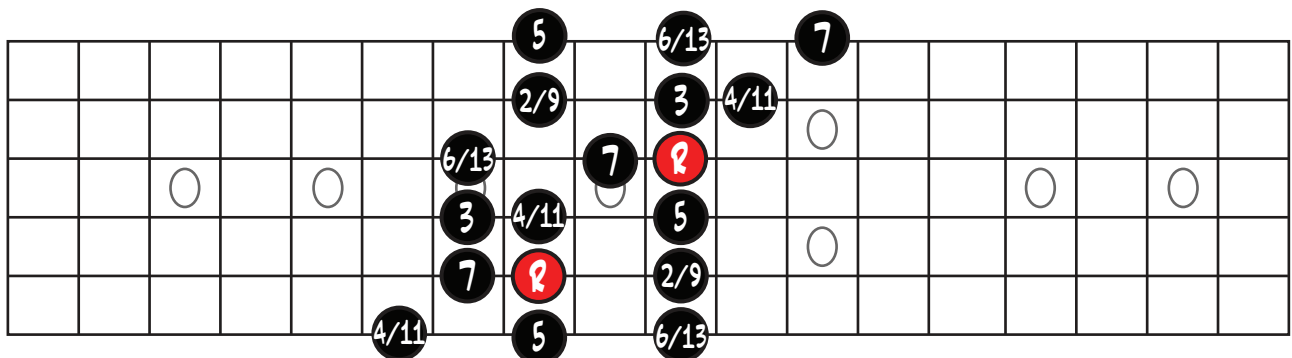
MAJOR SCALE PATTERN 1 (3 NOTES PER STRING)



MAJOR SCALE PATTERN 2 (3 NOTES PER STRING)



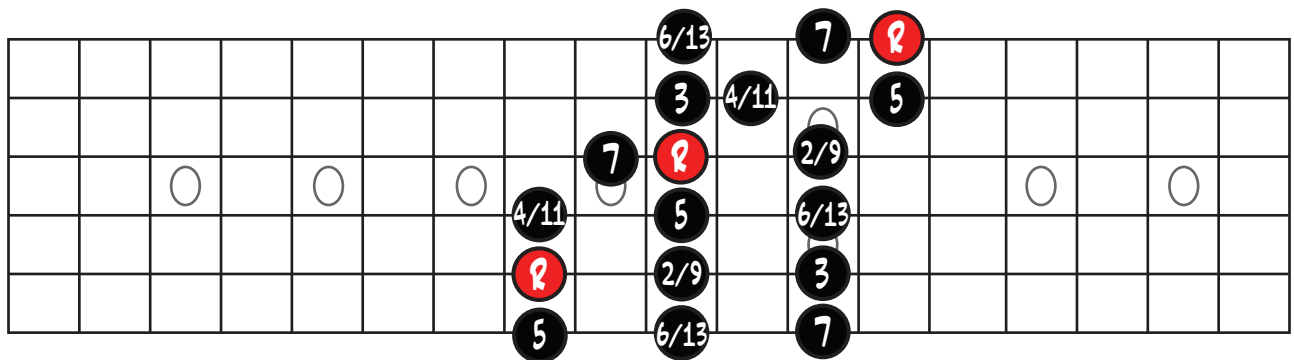
MAJOR SCALE PATTERN 3 (3 NOTES PER STRING)



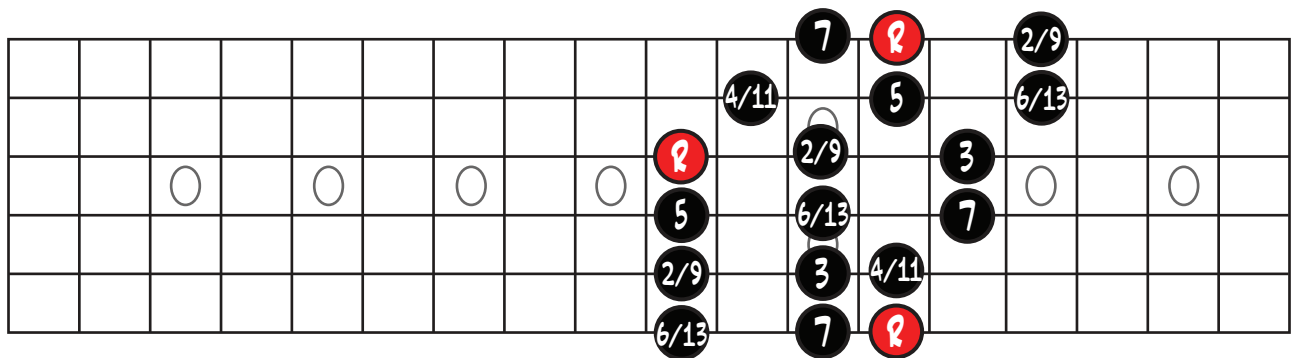
MAJOR SCALE PATTERN 4 (3 NOTES PER STRING)

MAJOR SCALE - FRETBOARD INSIGHT (CONT)

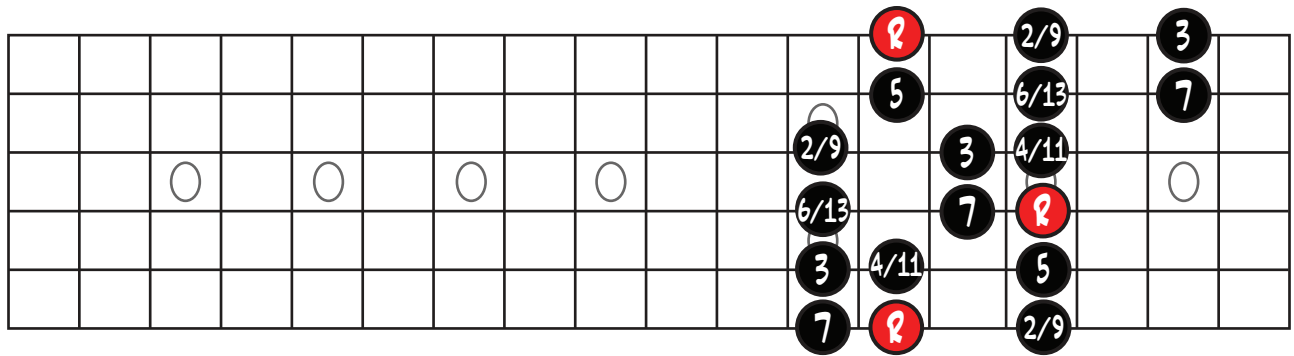
MORE PATTERN OPTIONS



MAJOR SCALE PATTERN 5 (3 NOTES PER STRING)



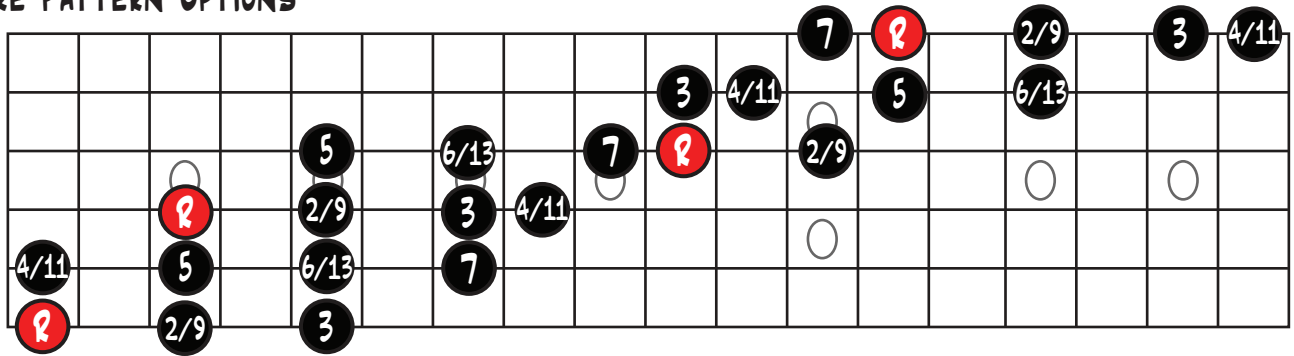
MAJOR SCALE PATTERN 6 (3 NOTES PER STRING)



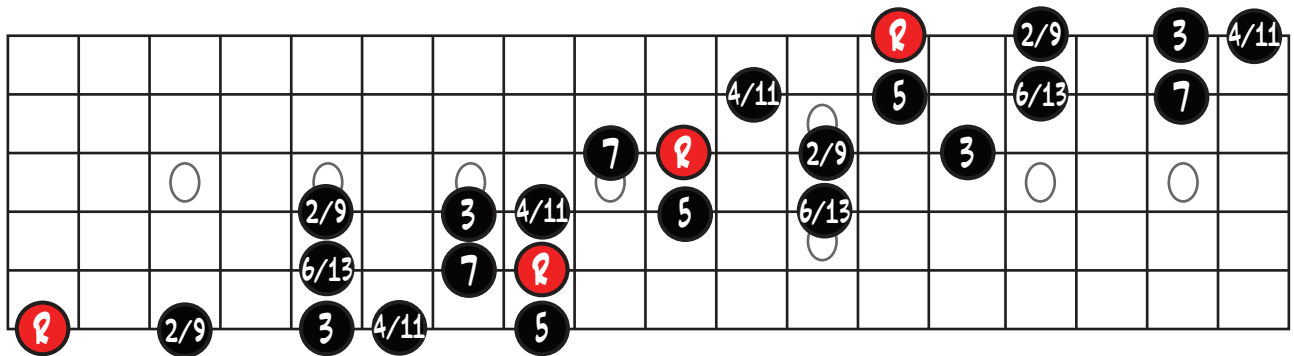
MAJOR SCALE PATTERN 7 (3 NOTES PER STRING)

MAJOR SCALE - FRETBOARD INSIGHT (CONT)

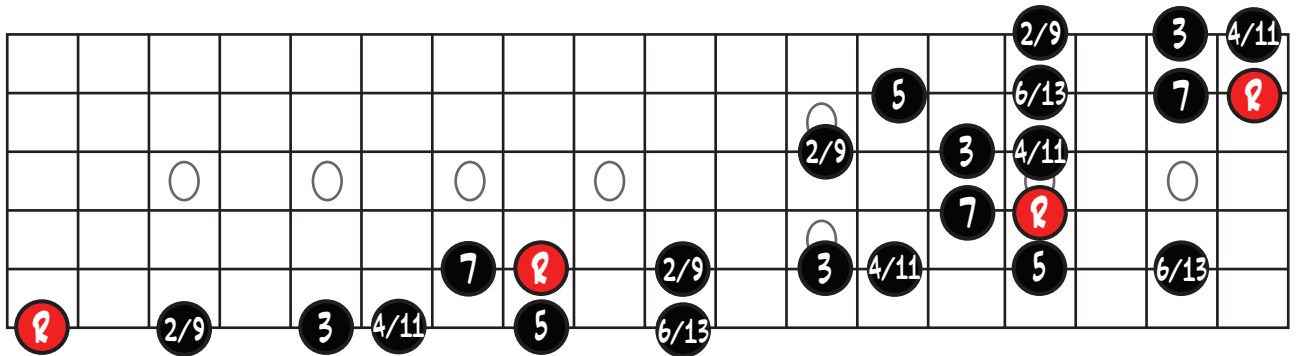
MORE PATTERN OPTIONS



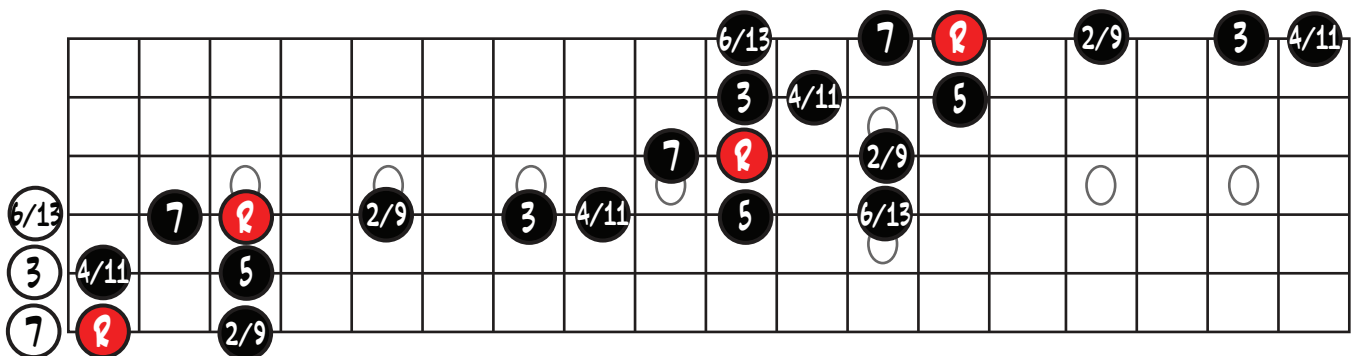
ONE PATTERN COVERING WHOLE FRETBOARD (EXAMPLE 1)



ONE PATTERN COVERING WHOLE FRETBOARD (EXAMPLE 2)



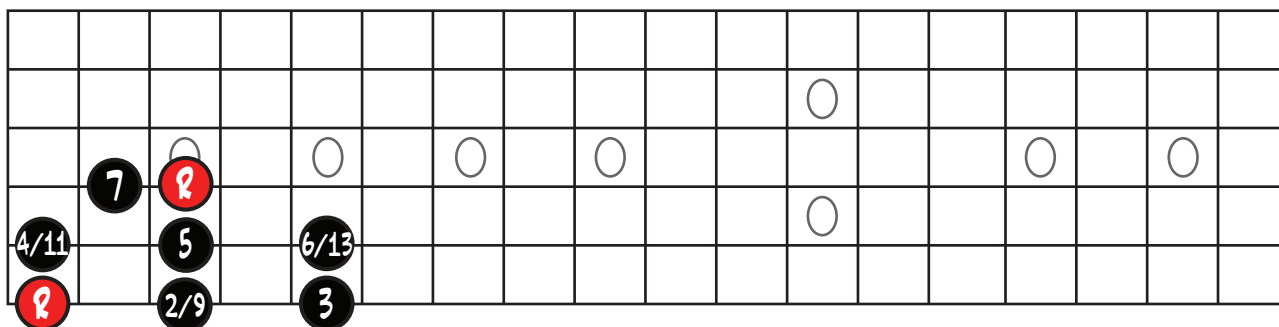
ONE PATTERN COVERING WHOLE FRETBOARD (EXAMPLE 3)



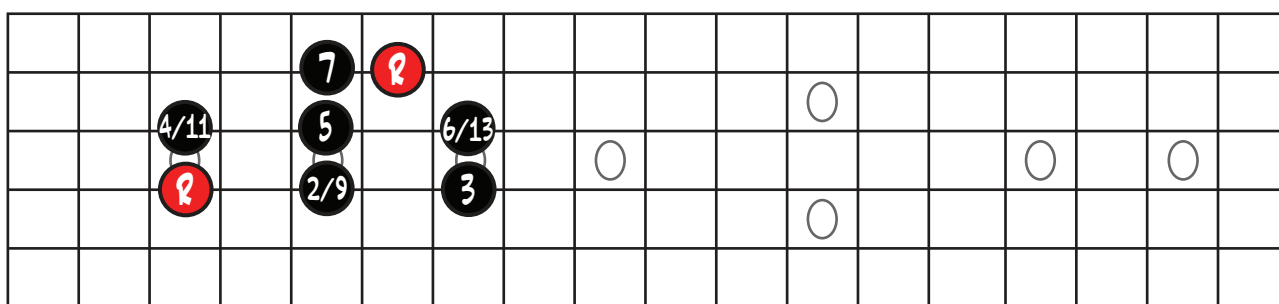
ONE PATTERN COVERING WHOLE FRETBOARD (EXAMPLE 4)

MAJOR SCALE - FRETBOARD INSIGHT (CONT)

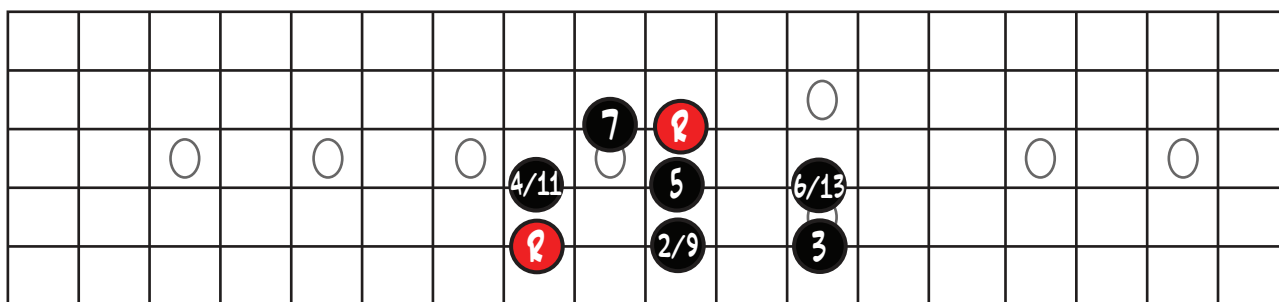
EXAMPLES OF ONE OCTAVE PATTERN OPTIONS



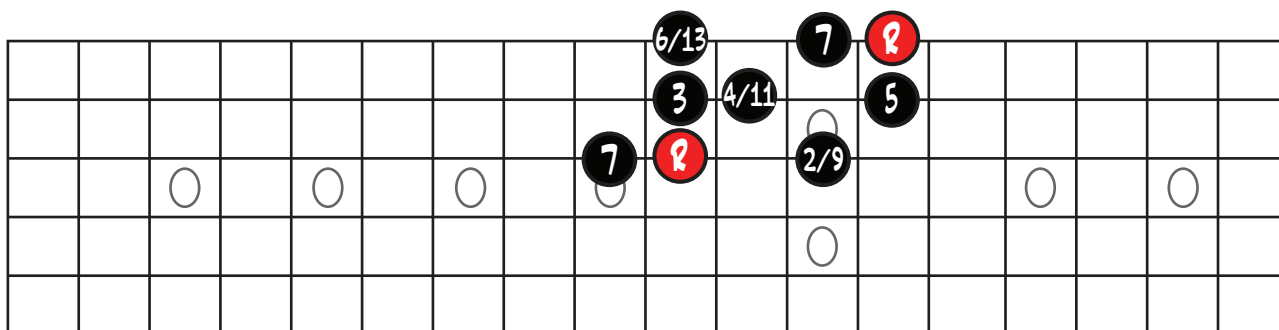
ONE OCTAVE PATTERNS (EXAMPLE 1)



ONE OCTAVE PATTERNS (EXAMPLE 2)



ONE OCTAVE PATTERNS (EXAMPLE 3)



ONE OCTAVE PATTERNS (EXAMPLE 4)

MAJOR SCALE MORE IN-DEPTH

C	C# Db	D	D# Eb	E	F	F# Gb	G	G# Ab	A	A# Bb	B	C
---	----------	---	----------	---	---	----------	---	----------	---	----------	---	---

MUSICAL ALPHABET FROM C TO C (C CHROMATIC SCALE)

C	C# Db	D	D# Eb	E	F	F# Gb	G	G# Ab	A	A# Bb	B	C
---	----------	---	----------	---	---	----------	---	----------	---	----------	---	---

WS	WS	HS	WS	WS	WS	HS
----	----	----	----	----	----	----

FORMULA TO BUILD C MAJOR SCALE

										○							
		○		○		○		○				○		○			
		●		●		●	●		●		●	●					
		C		D		E	F		G		A		B	C			

C MAJOR SCALE ON ONE STRING

MAJOR SCALE MORE IN-DEPTH (CONT)

G	G# Ab	A	A# Bb	B	C	C# Db	D	D# Eb	E	F	F# Gb	G
---	----------	---	----------	---	---	----------	---	----------	---	---	----------	---

MUSICAL ALPHABET FROM G TO G (G CHROMATIC SCALE)

G	G# Ab	A	A# Bb	B	C	C# Db	D	D# Eb	E	F	F# Gb	G
---	----------	---	----------	---	---	----------	---	----------	---	---	----------	---

WS	WS	HS	WS	WS	WS	HS
----	----	----	----	----	----	----

FORMULA TO BUILD G MAJOR SCALE

									○								
		○		○		○		○				○		○			
									○								
		○		○		○	○		○		○	○					

G MAJOR SCALE ON ONE STRING

MAJOR SCALE MORE IN-DEPTH (CONT)

F	F# G ^b	G	G# A ^b	A	A# B ^b	B	C	C# D ^b	D	D# E ^b	E	F
---	----------------------	---	----------------------	---	----------------------	---	---	----------------------	---	----------------------	---	---

MUSICAL ALPHABET FROM F TO F (F CHROMATIC SCALE)

F	F# G ^b	G	G# A ^b	A	A# B ^b	B	C	C# D ^b	D	D# E ^b	E	F
---	----------------------	---	----------------------	---	----------------------	---	---	----------------------	---	----------------------	---	---

WS	WS	HS	WS	WS	WS	HS
----	----	----	----	----	----	----

FORMULA TO BUILD F MAJOR SCALE

										○							
		○		○		○		○					○			○	
										○							
F		G		A	B^b		C		D		E	F					

F MAJOR SCALE ON ONE STRING

MAJOR SCALE MORE IN-DEPTH (CONT)

A	B	C#	D	E	F#	G#	A
A#	B#	C##	D#	E#	F##	G##	A#
B ^b	C	D	E ^b	F	G	A	B ^b
B	C#	D#	E	F#	G#	A#	B
C	D	E	F	G	A	B	C
C#	D#	E#	F#	G#	A#	B#	C#
D ^b	E ^b	F	G ^b	A ^b	B ^b	C	D ^b
D	E	F#	G	A	B	C#	D
D#	E#	F##	G#	A#	B#	C##	D#
E ^b	F	G	A ^b	B ^b	C	D	E ^b
E	F#	G#	A	B	C#	D#	E
F	G	A	B ^b	C	D	E	F
F#	G#	A#	B	C#	D#	E#	F#
G ^b	A ^b	B ^b	C ^b	D ^b	E ^b	F	G ^b
G	A	B	C	D	E	F#	G
G#	A#	B#	C#	D#	E#	F##	G#
A ^b	B ^b	C	D ^b	E ^b	F	G	A ^b

MAJOR SCALE IN ALL KEYS (INCLUDING ALL ENHARMONIC EQUIVALENTS)

A	B	C#	D	E	F#	G#	A
B ^b	C	D	E ^b	F	G	A	B ^b
B	C#	D#	E	F#	G#	A#	B
C	D	E	F	G	A	B	C
D ^b	E ^b	F	G ^b	A ^b	B ^b	C	D ^b
D	E	F#	G	A	B	C#	D
E ^b	F	G	A ^b	B ^b	C	D	E ^b
E	F#	G#	A	B	C#	D#	E
F	G	A	B ^b	C	D	E	F
F#	G#	A#	B	C#	D#	E#	F#
G ^b	A ^b	B ^b	C ^b	D ^b	E ^b	F	G ^b
G	A	B	C	D	E	F#	G
A ^b	B ^b	C	D ^b	E ^b	F	G	A ^b

MAJOR SCALE IN ALL KEYS (MOST COMMON WAY WRITTEN)

MAJOR SCALE SHARPS AND FLATS IN ALL KEYS

SHARP KEYS (EXCEPT FOR C)

C	D	E	F	G	A	B	C
G	A	B	C	D	E	F#	G
D	E	F#	G	A	B	C#	D
A	B	C#	D	E	F#	G#	A
E	F#	G#	A	B	C#	D#	E
B	C#	D#	E	F#	G#	A#	B
F#	G#	A#	B	C#	D#	E#	F#

FLAT KEYS (EXCEPT FOR C)

C	D	E	F	G	A	B	C
F	G	A	B ^b	C	D	E	F
B ^b	C	D	E ^b	F	G	A	B ^b
E ^b	F	G	A ^b	B ^b	C	D	E ^b
A ^b	B ^b	C	D ^b	E ^b	F	G	A ^b
D ^b	E ^b	F	G ^b	A ^b	B ^b	C	D ^b
G ^b	A ^b	B ^b	C ^b	D ^b	E ^b	F	G ^b

PART 2

LESSON 1 - MAJOR TRIADS

LESSON 2 - MINOR TRIADS

LESSON 3 - DIMINISHED TRIADS

LESSON 4 - AUGMENTED TRIADS

LESSON 5 - TRIADS: MAJOR, MINOR, DIMINISHED, AUGMENTED

LESSON 6 - TRIAD SHAPES ON ALL STRINGS

LESSON 7 - TRIAD INVERSIONS

LESSON 8 - TRIAD INVERSIONS VERTICAL

LESSON 9 - AUGMENTED TRIAD INVERSIONS

LESSON 10 - DIATONIC MAJOR SCALE TRIADS

LESSON 11 - HARMONIZED MAJOR SCALE

LESSON 12 - MAJOR SCALE CHORD PROGRESSIONS

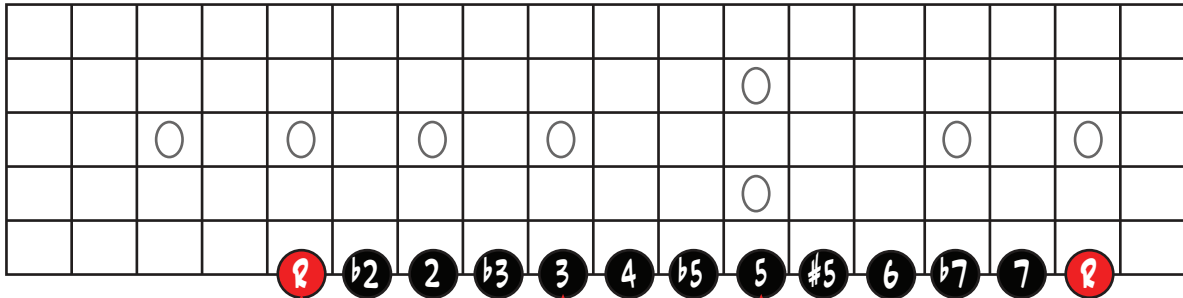
LESSON 13 - FIND THE KEY OF A CHORD PROGRESSION

LESSON 14 - OPEN TRIADS

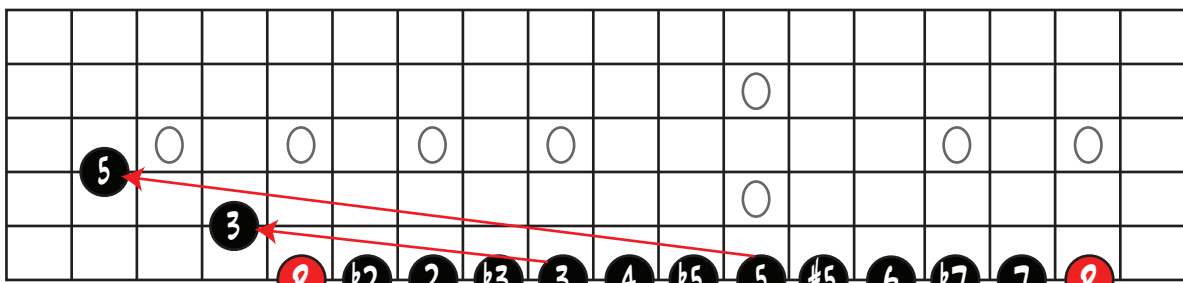
LESSON 15 - HARMONIZED MAJOR SCALE WITH TRIADS

LESSON 16 - HARMONIZED MAJOR SCALE WITH INTERVALS

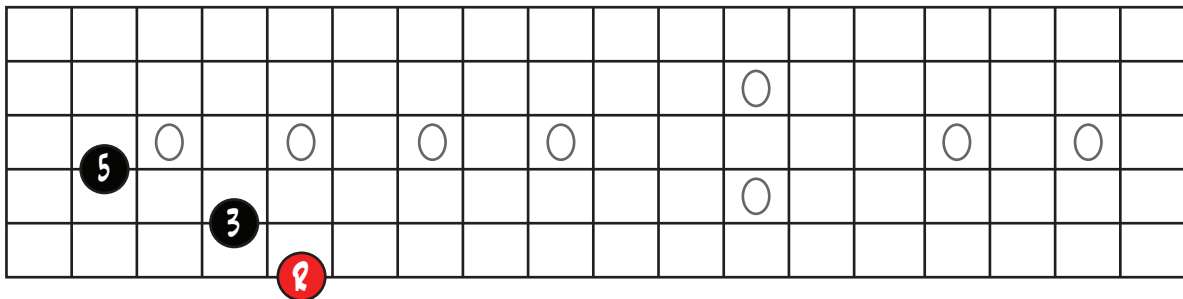
MAJOR TRIADS



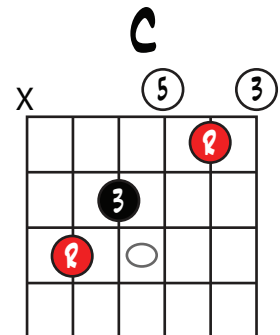
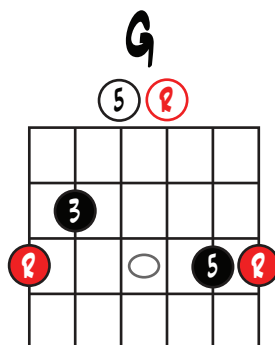
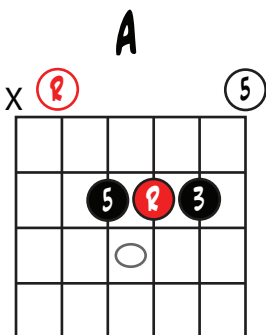
ROOT MAJOR 3RD MINOR 3RD PERFECT 5TH



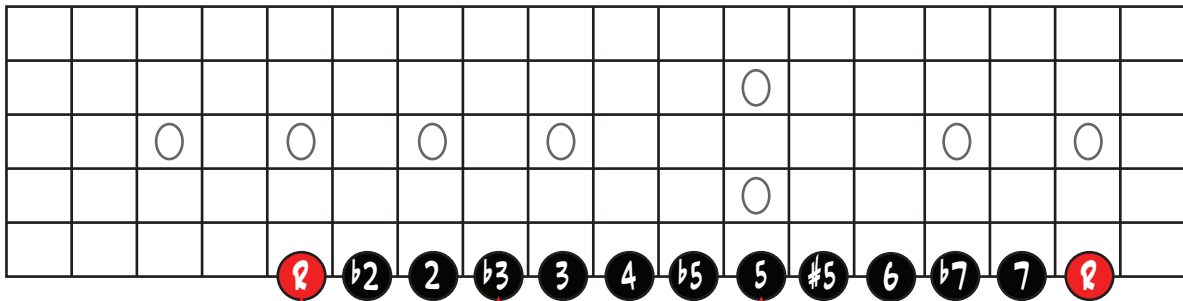
ROOT MAJOR 3RD MINOR 3RD PERFECT 5TH



EXAMPLES OF MAJOR OPEN CHORDS THAT ARE TRIADS (WITH DOUBLED UP NOTES)

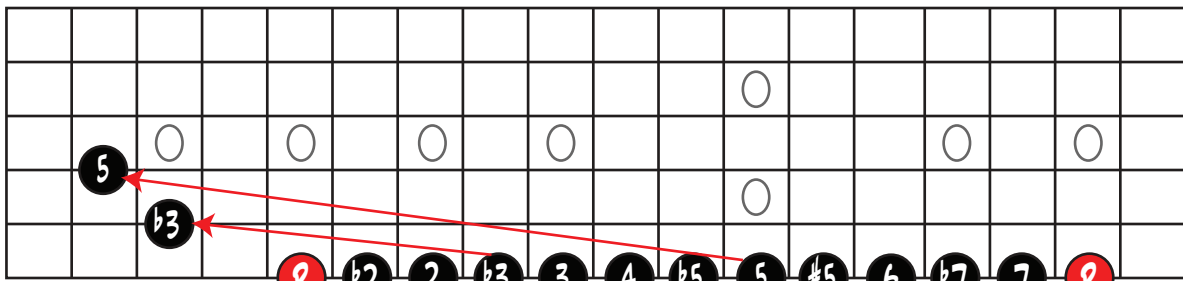


MINOR TRIADS



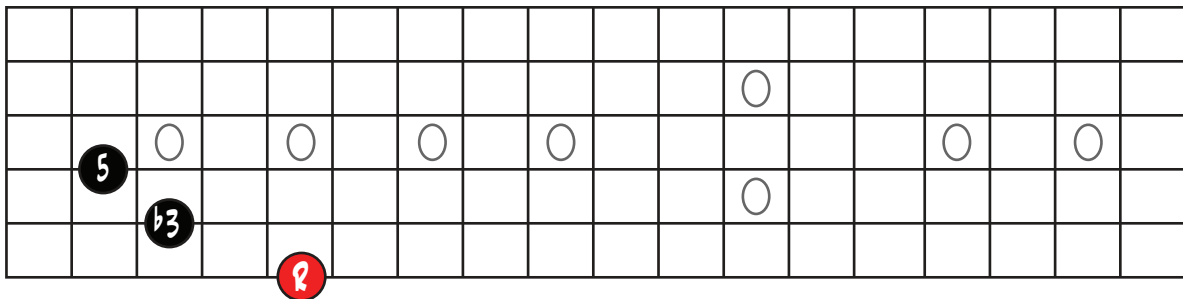
MINOR 3RD MAJOR 3RD PERFECT 5TH

ROOT MINOR 3RD PERFECT 5TH

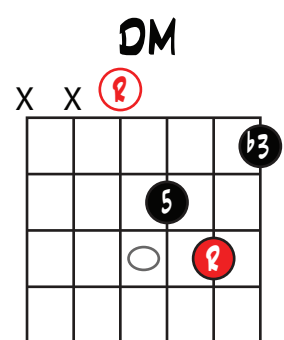
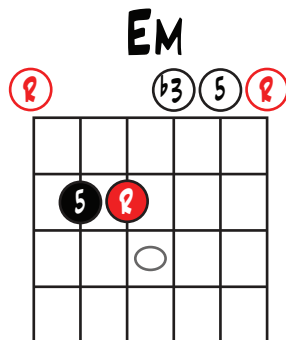
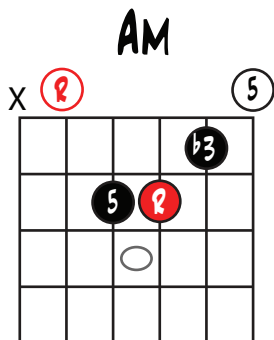


MINOR 3RD MAJOR 3RD

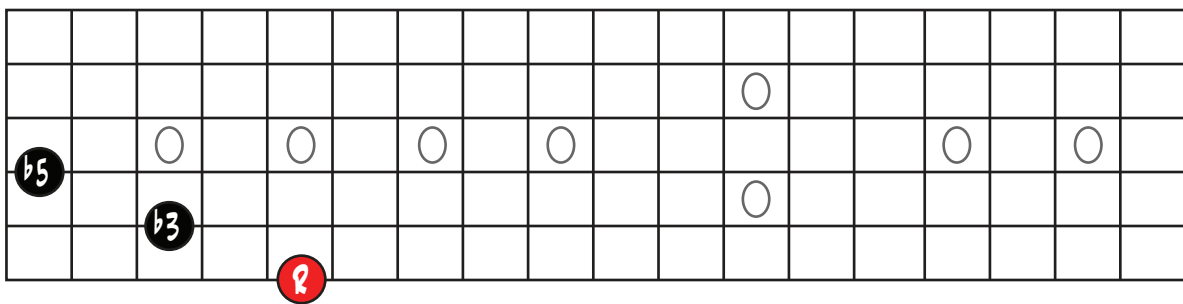
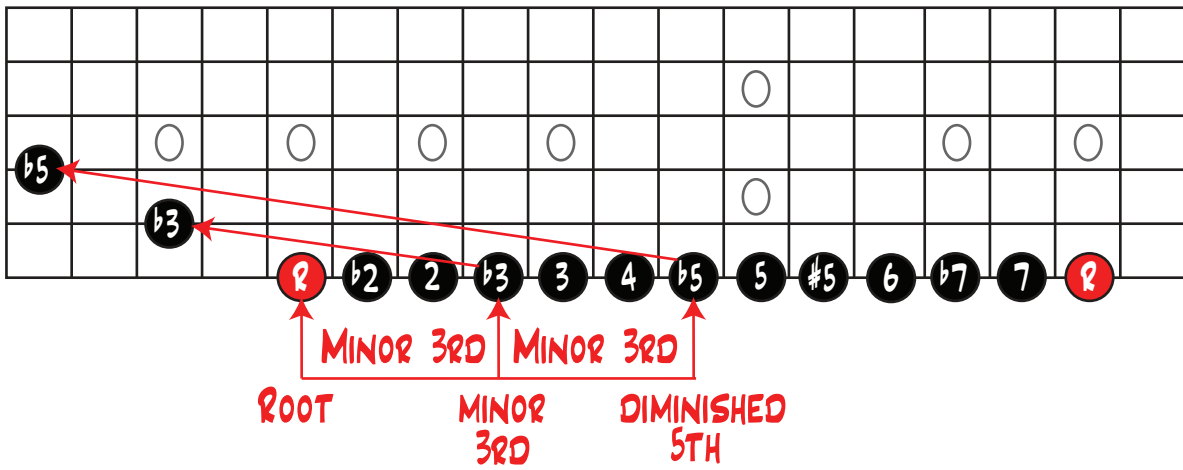
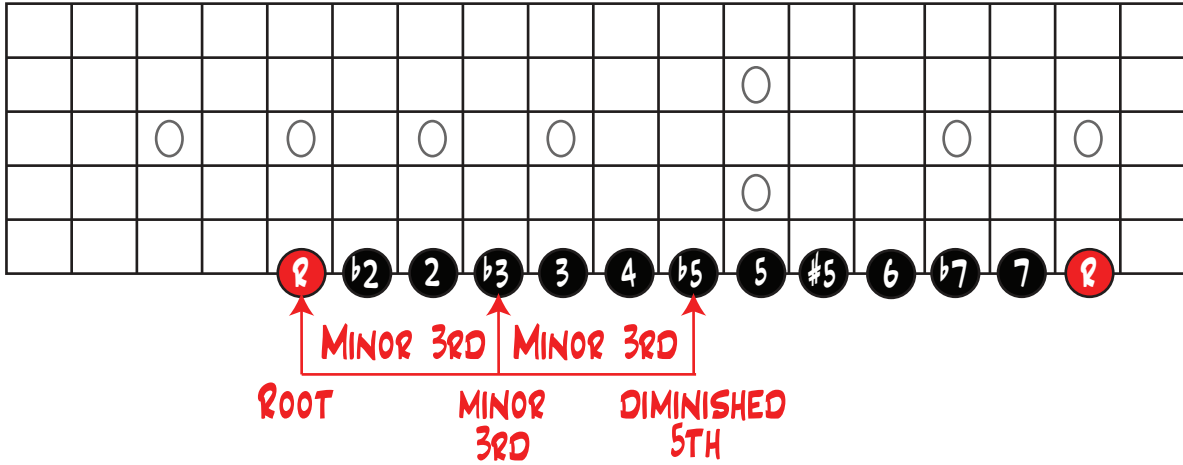
ROOT MINOR 3RD PERFECT 5TH



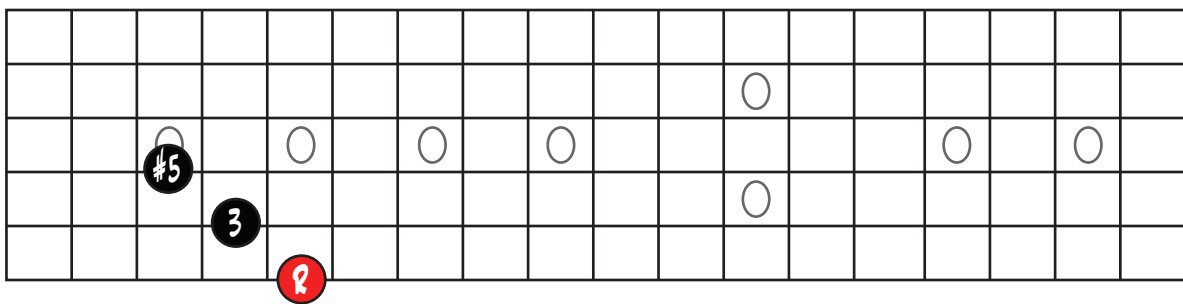
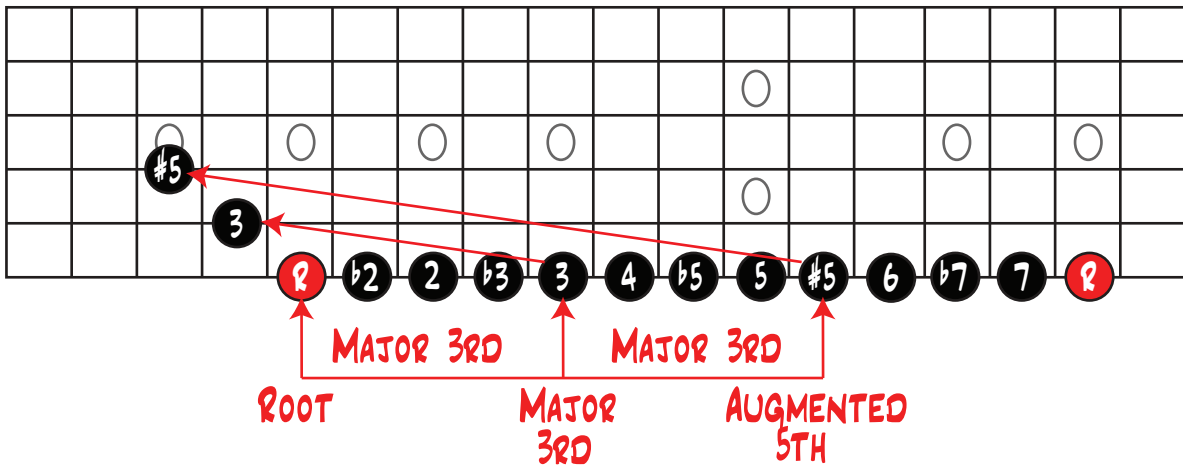
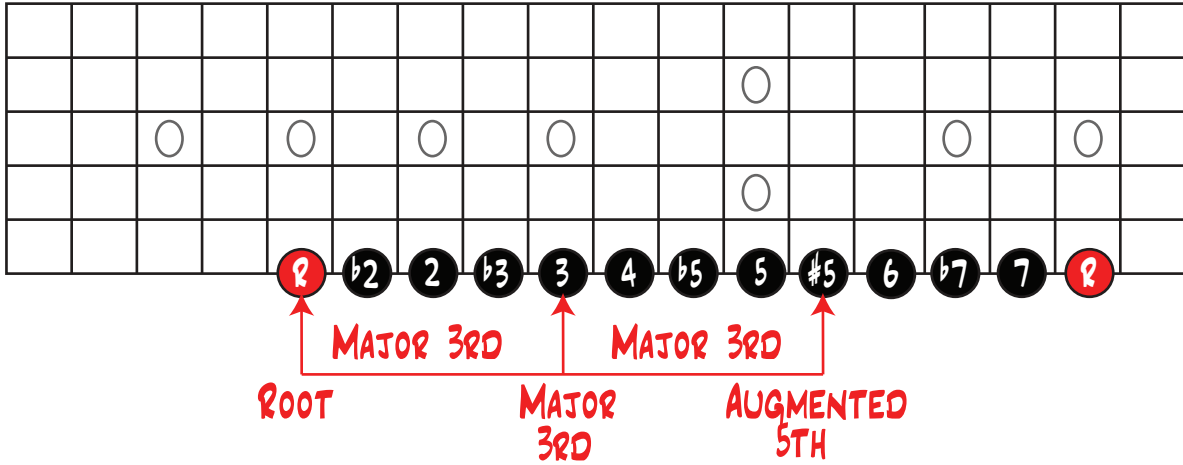
EXAMPLES OF MINOR OPEN CHORDS THAT ARE TRIADS (WITH DOUBLED UP NOTES)



DIMINISHED TRIADS

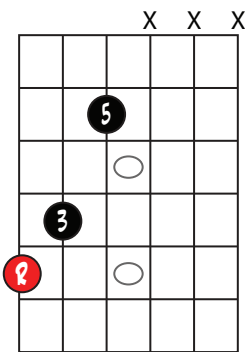


AUGMENTED TRIADS



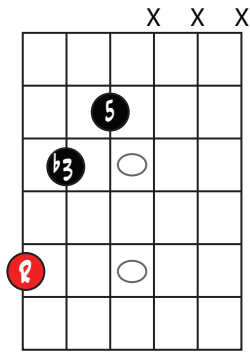
TRIADS - MAJ, MIN, DIM, AUG

MAJ TRIAD



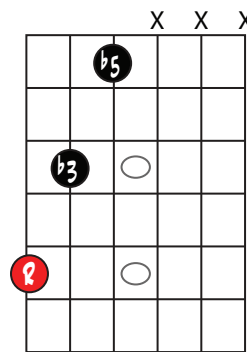
1 - 3 - 5

MIN TRIAD



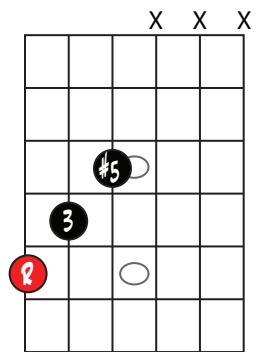
1 - \flat 3 - 5

DIM TRIAD



1 - \flat 3 - \flat 5

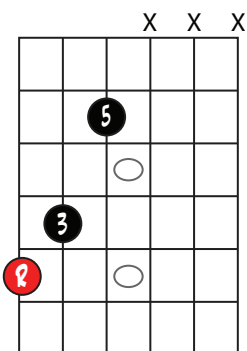
AUG TRIAD



1 - 3 - \sharp 5

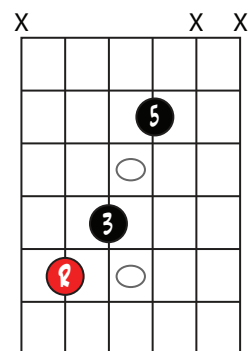
TRIADS SHAPES ON ALL STRINGS

MAJ TRIAD



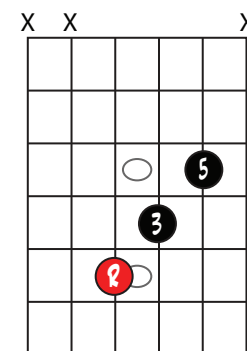
6, 5, 4 STRINGS

MAJ TRIAD



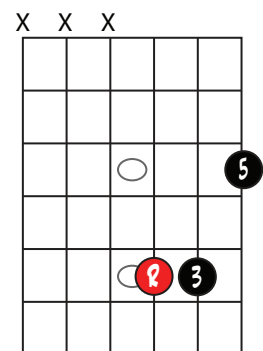
5, 4, 3 STRINGS

MAJ TRIAD



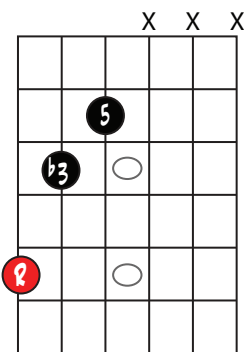
4, 3, 2 STRINGS

MAJ TRIAD



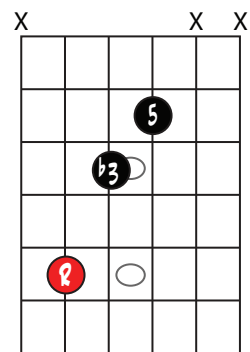
3, 2, 1 STRINGS

MIN TRIAD



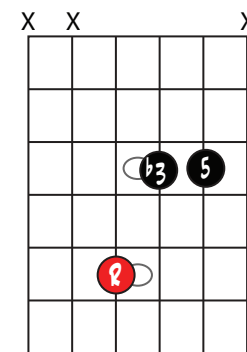
6, 5, 4 STRINGS

MIN TRIAD



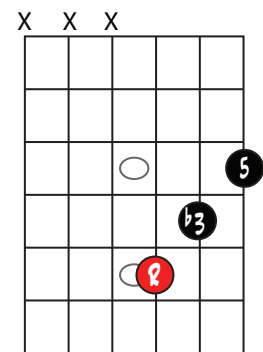
5, 4, 3 STRINGS

MIN TRIAD



4, 3, 2 STRINGS

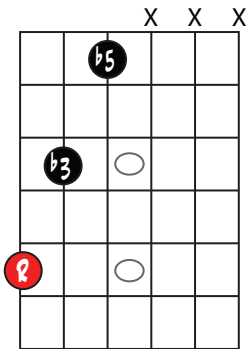
MIN TRIAD



3, 2, 1 STRINGS

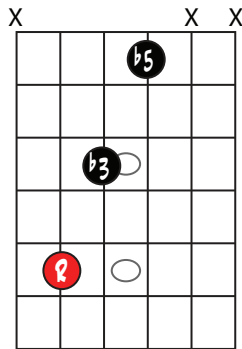
TRIADS SHAPES ON ALL STRINGS (CONT)

DIM TRIAD



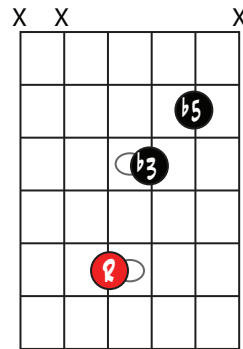
6, 5, 4 STRINGS

DIM TRIAD



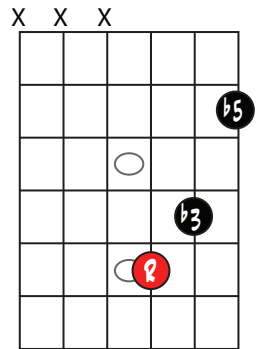
5, 4, 3 STRINGS

DIM TRIAD



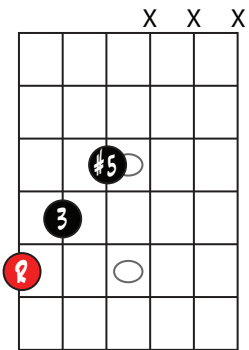
4, 3, 2 STRINGS

DIM TRIAD



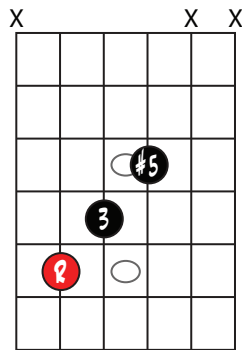
3, 2, 1 STRINGS

AUG TRIAD



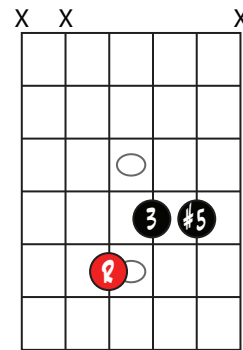
6, 5, 4 STRINGS

AUG TRIAD



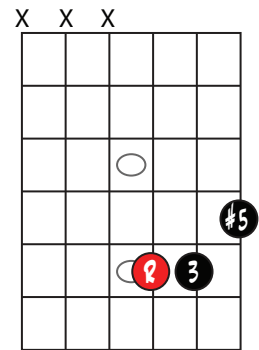
5, 4, 3 STRINGS

AUG TRIAD



4, 3, 2 STRINGS

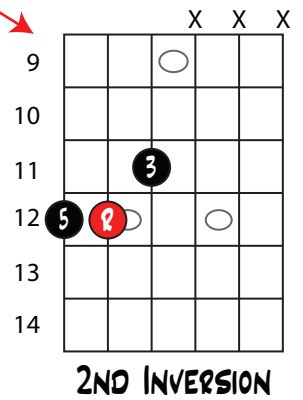
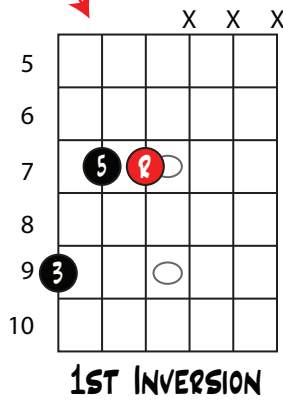
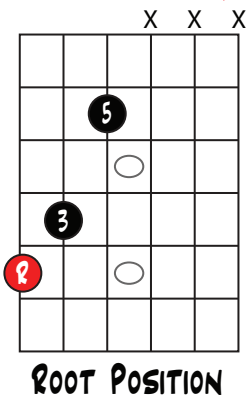
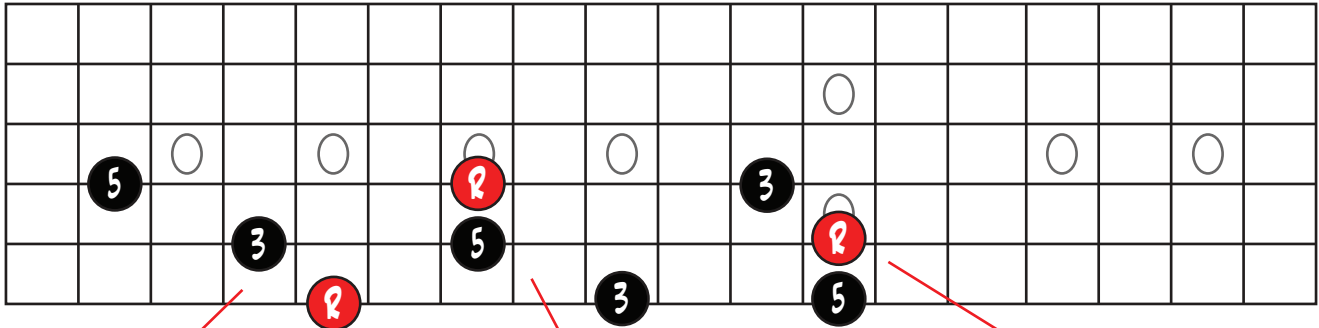
AUG TRIAD



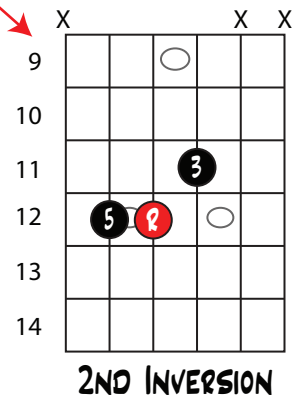
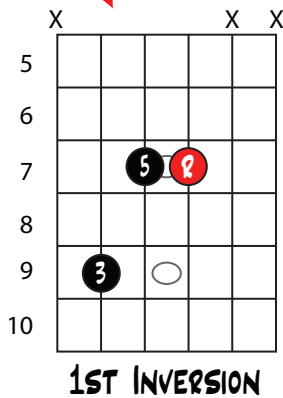
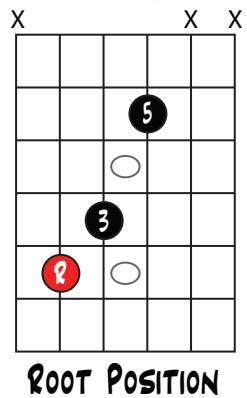
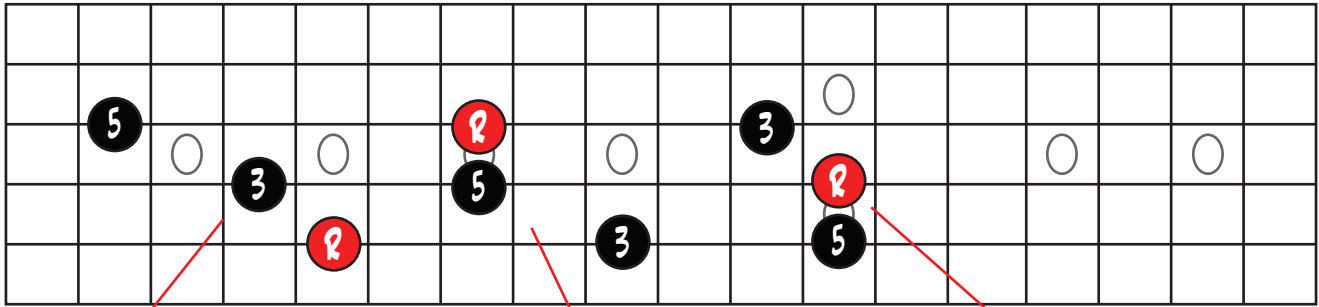
3, 2, 1 STRINGS

TRIADS INVERSIONS

MAJOR TRIADS (6, 5, 4 STRINGS)** SHOWN AS A MAJOR

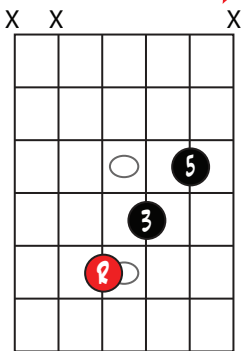
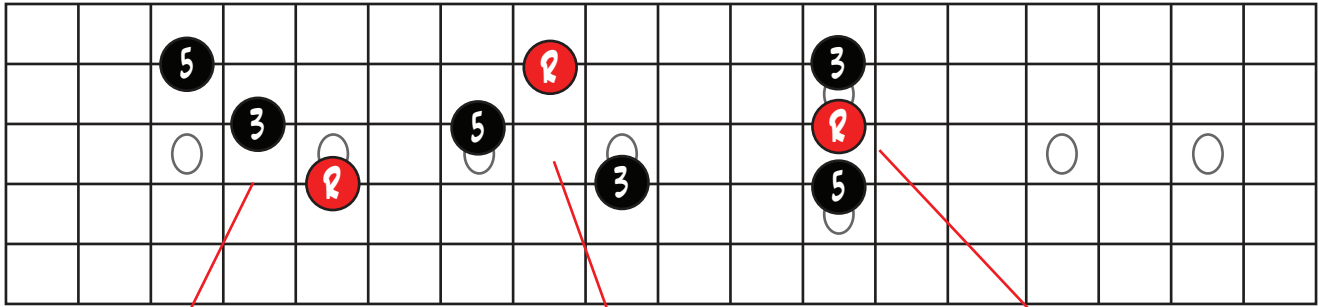


MAJOR TRIADS (5, 4, 3 STRINGS)** SHOWN AS D MAJOR

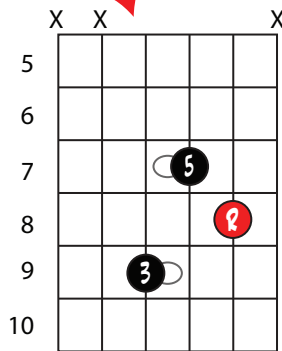


TRIADS INVERSIONS (CONT)

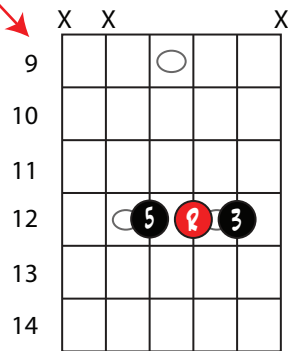
MAJOR TRIADS (4, 3, 2 STRINGS)** SHOWN AS G MAJOR



ROOT POSITION

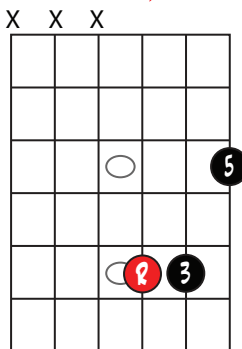
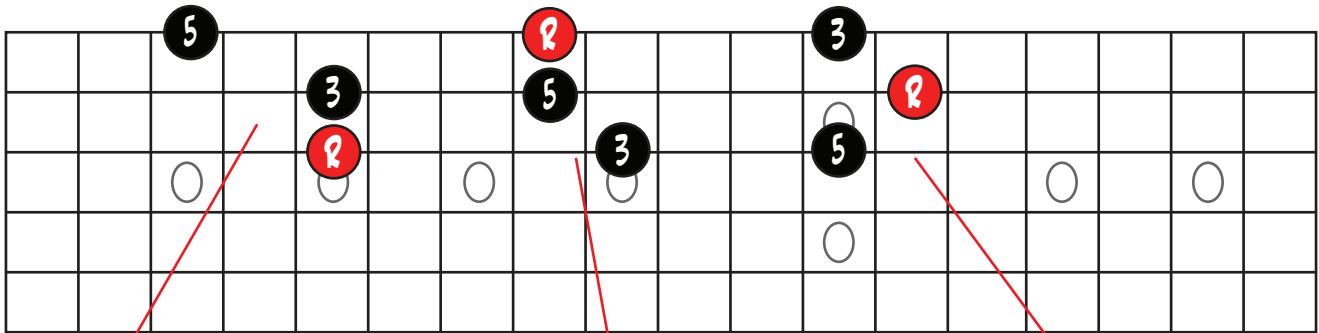


1ST INVERSION

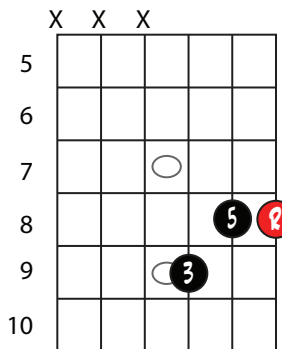


2ND INVERSION

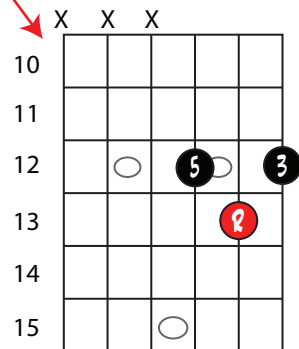
MAJOR TRIADS (3, 2, 1 STRINGS)** SHOWN AS C MAJOR



ROOT POSITION



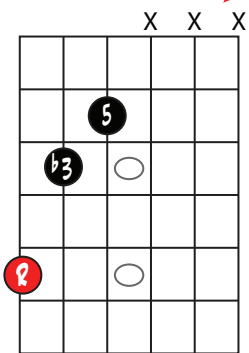
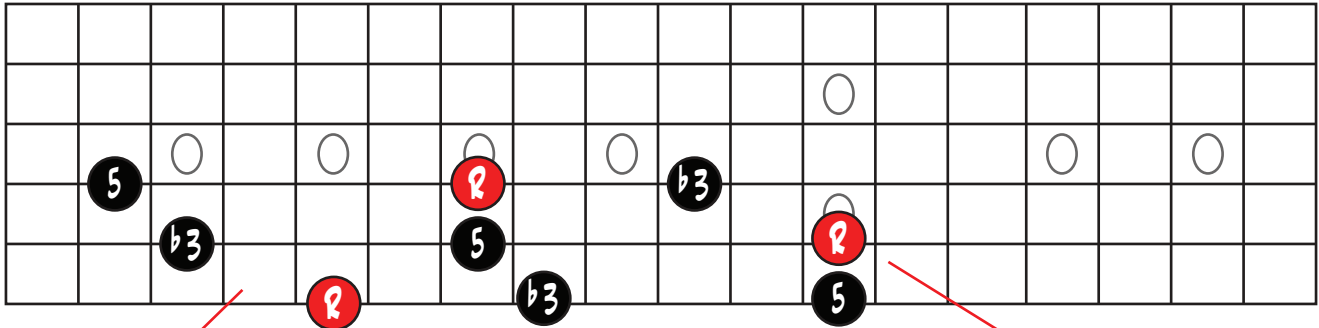
1ST INVERSION



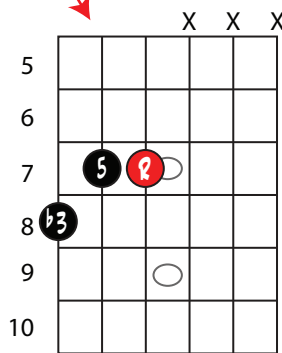
2ND INVERSION

TRIADS INVERSIONS (CONT)

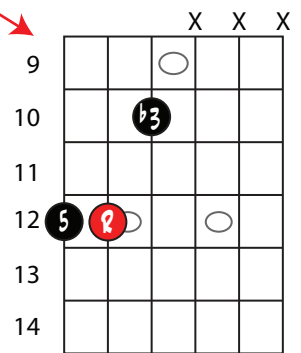
MINOR TRIADS (6, 5, 4 STRINGS)** SHOWN AS A MINOR



ROOT POSITION

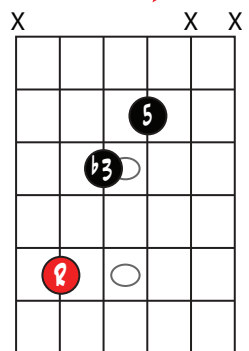
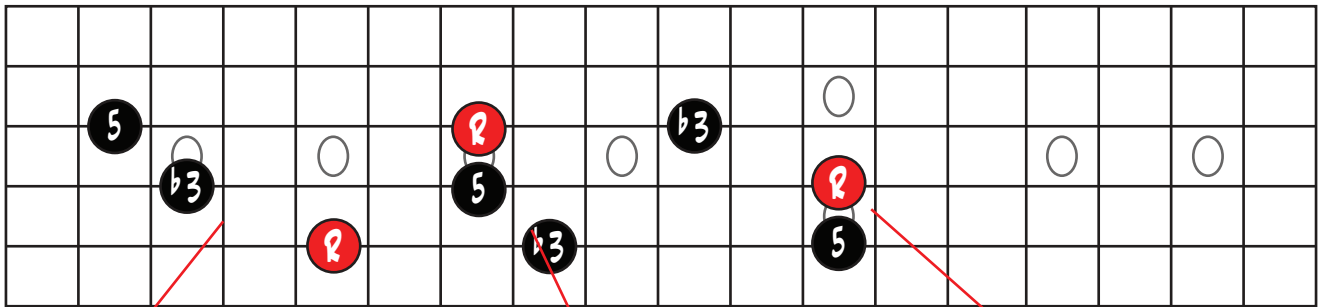


1ST INVERSION

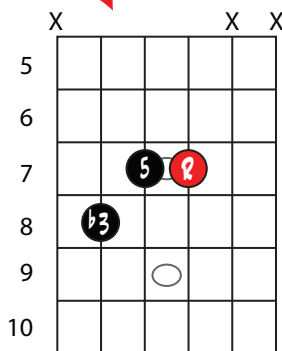


2ND INVERSION

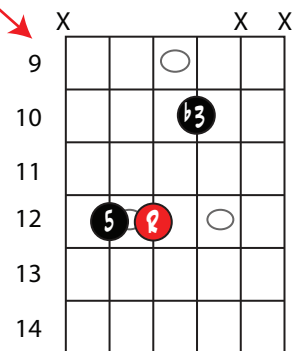
MINOR TRIADS (5, 4, 3 STRINGS)** SHOWN AS D MINOR



ROOT POSITION



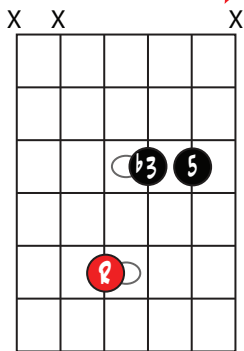
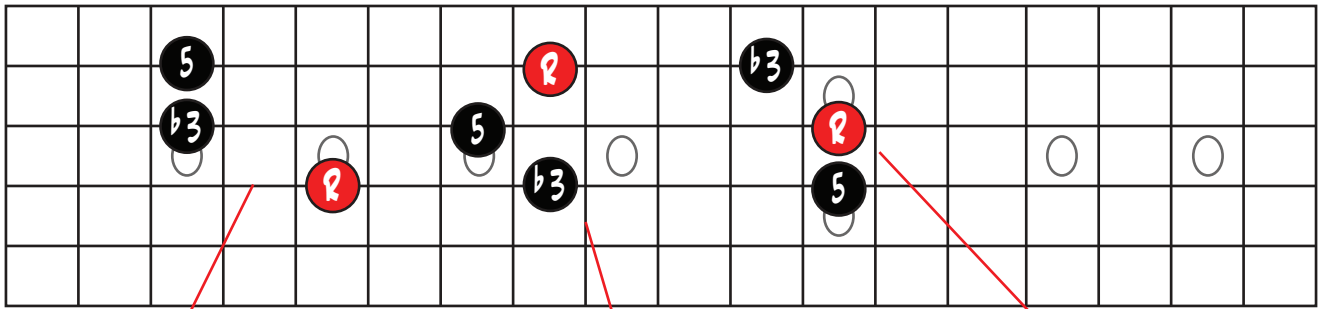
1ST INVERSION



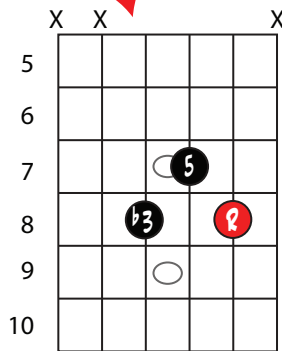
2ND INVERSION

TRIADS INVERSIONS (CONT)

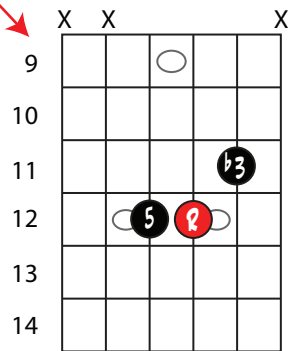
MINOR TRIADS (4, 3, 2 STRINGS)** SHOWN AS G MINOR



ROOT POSITION

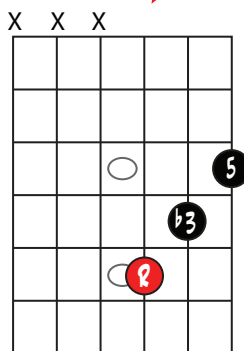
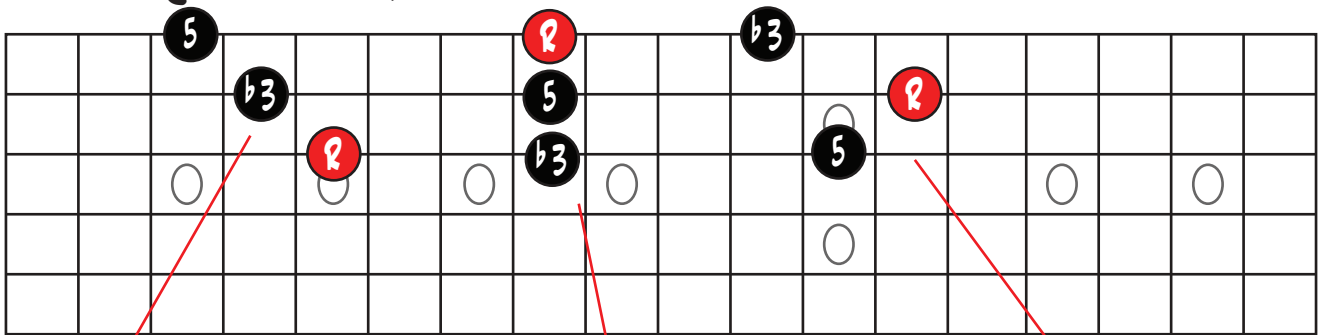


1ST INVERSION

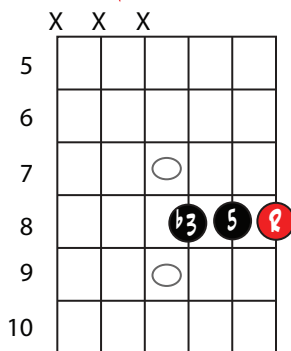


2ND INVERSION

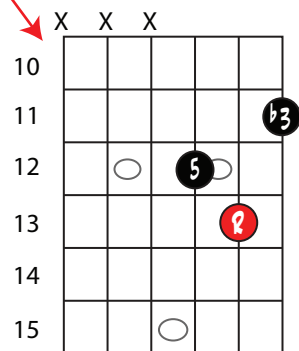
MINOR TRIADS (3, 2, 1 STRINGS)** SHOWN AS C MINOR



ROOT POSITION



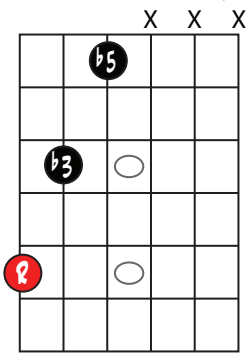
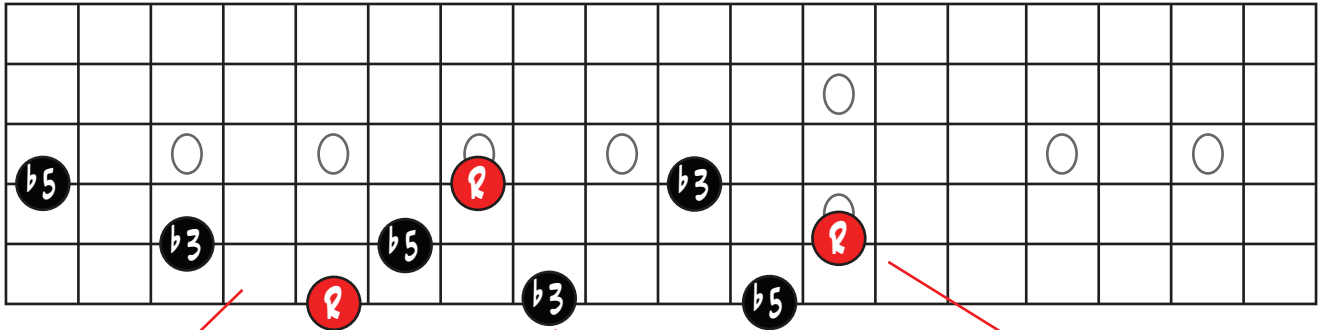
1ST INVERSION



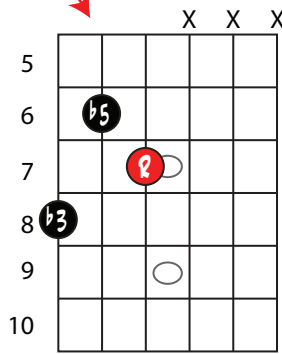
2ND INVERSION

TRIADS INVERSIONS (CONT)

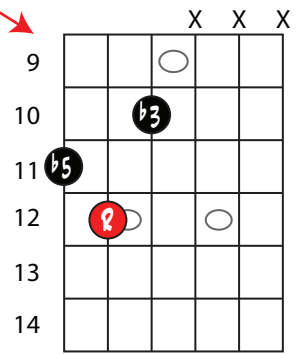
DIMINISHED TRIADS (6, 5, 4 STRINGS)** SHOWN AS A DIMINISHED



ROOT POSITION

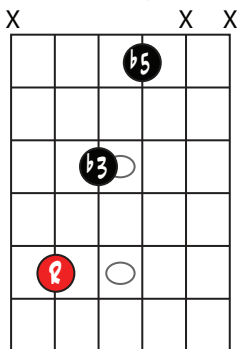
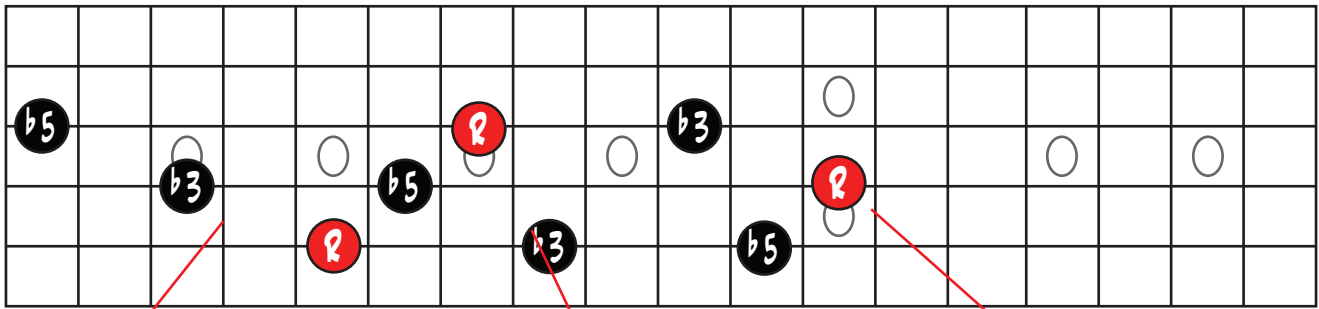


1ST INVERSION

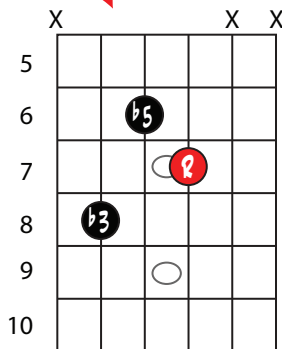


2ND INVERSION

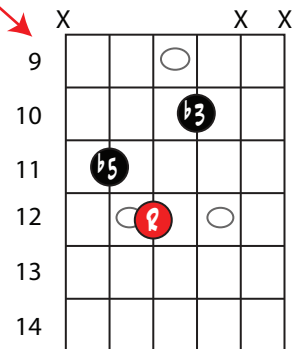
DIMINISHED TRIADS (5, 4, 3 STRINGS)** SHOWN AS D DIMINISHED



ROOT POSITION



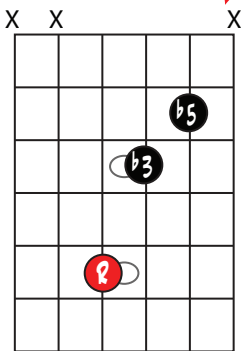
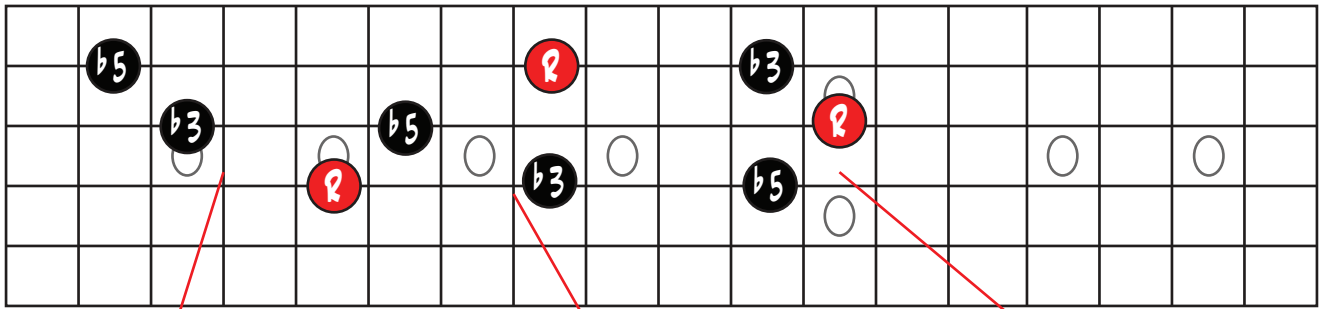
1ST INVERSION



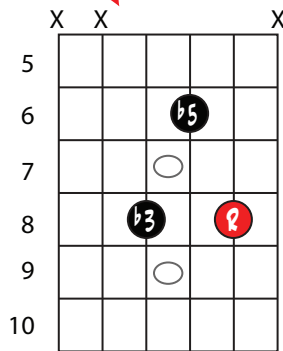
2ND INVERSION

TRIADS INVERSIONS (CONT)

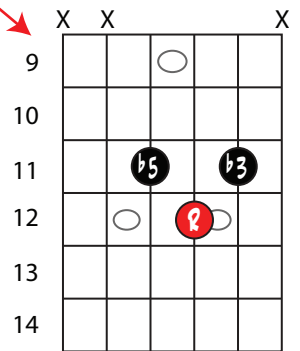
DIMINISHED TRIADS (4, 3, 2 STRINGS)** SHOWN AS G DIMINISHED



ROOT POSITION

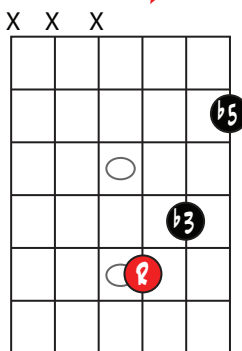
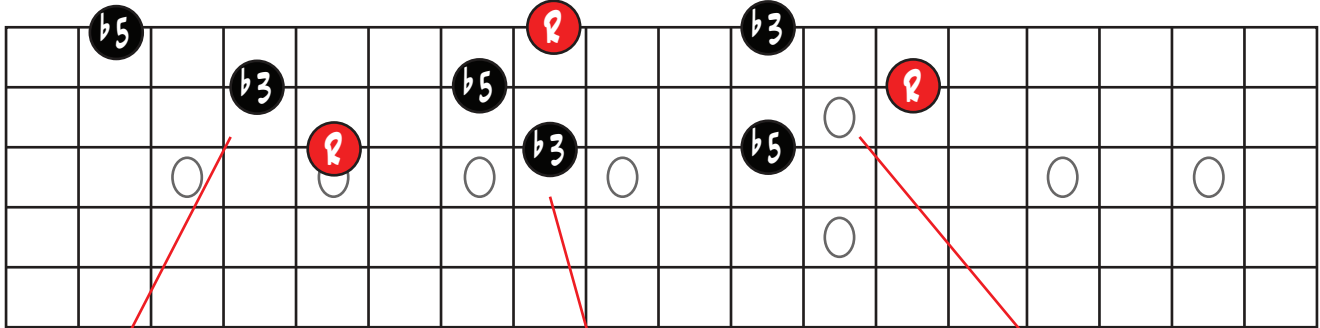


1ST INVERSION

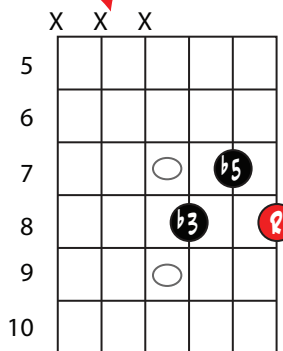


2ND INVERSION

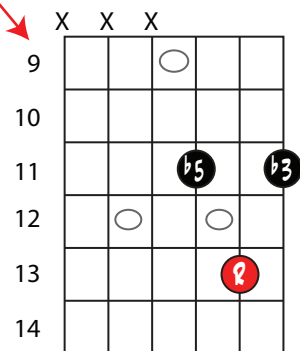
DIMINISHED TRIADS (3, 2, 1 STRINGS)** SHOWN AS C DIMINISHED



ROOT POSITION

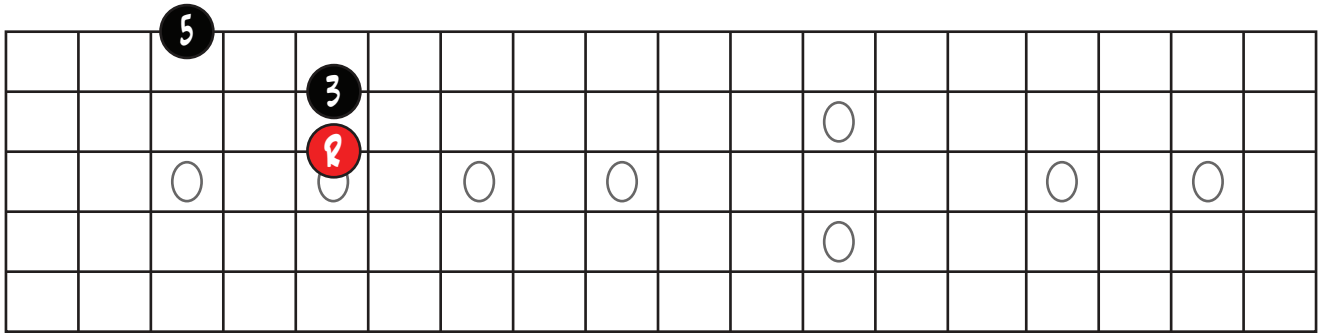


1ST INVERSION

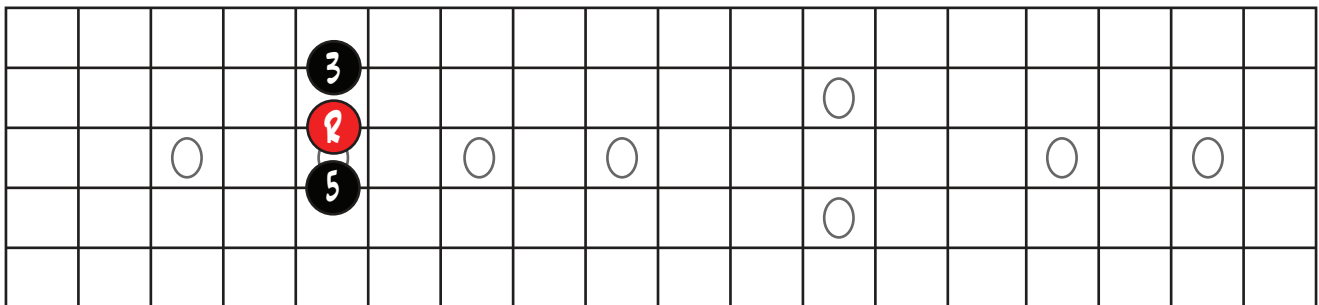
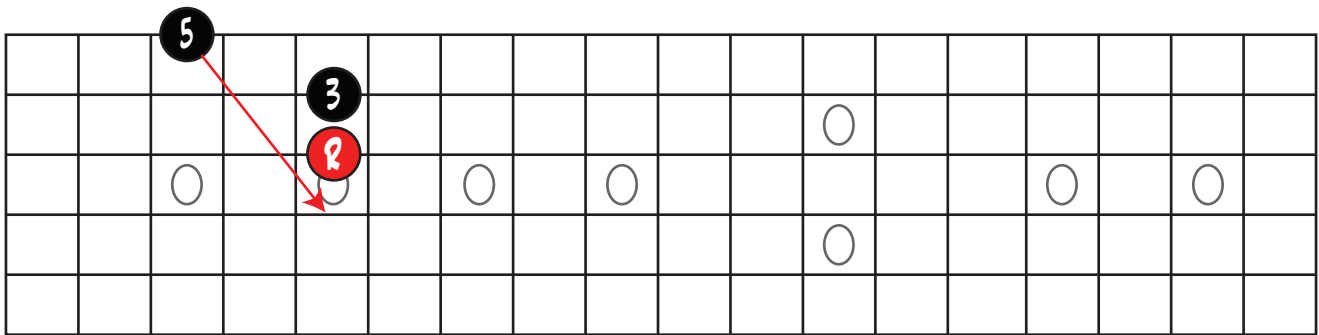


2ND INVERSION

TRIADS INVERSIONS VERTICAL

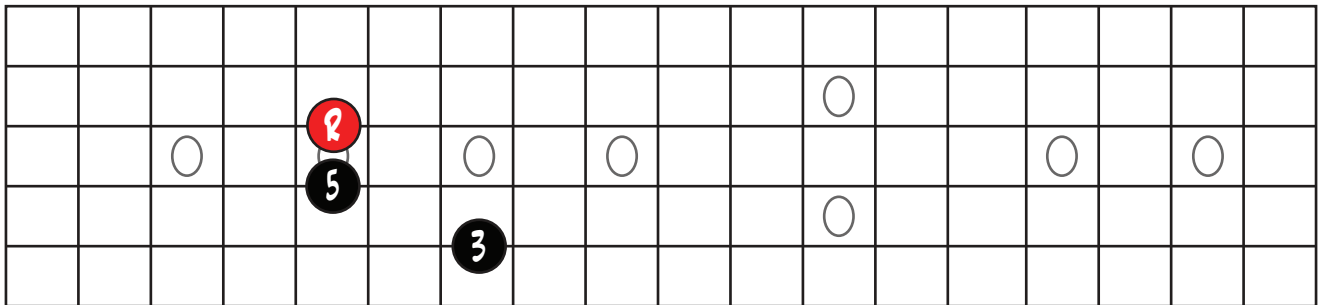
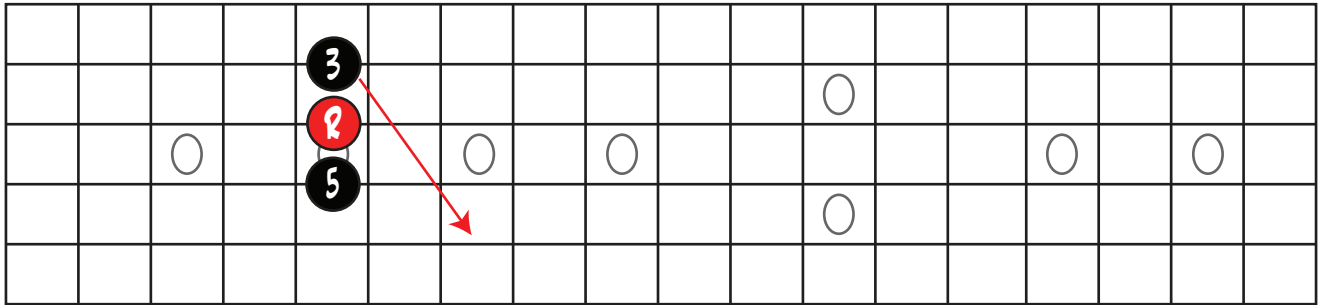


MAJOR TRIAD ROOT POSITION (3, 2, 1 STRINGS)** SHOWN AS C MAJOR

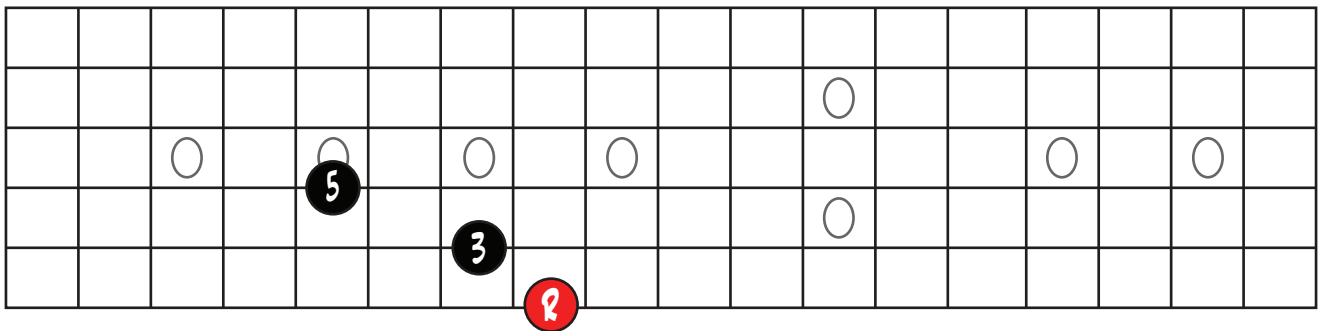
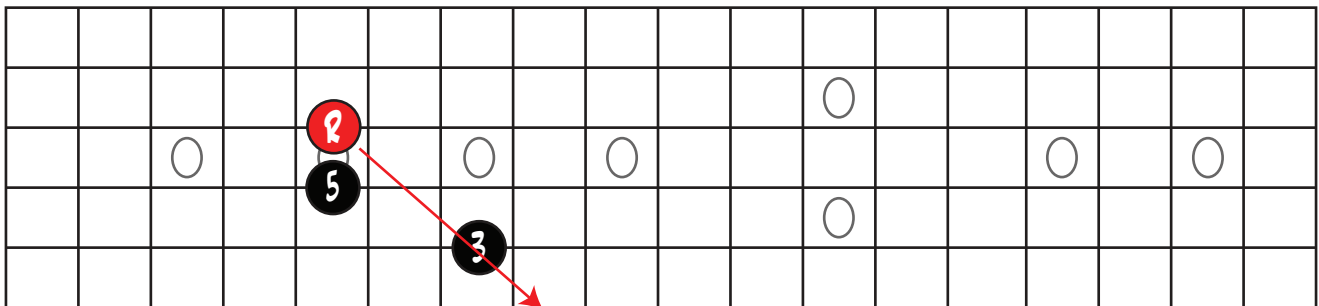


MAJOR TRIAD 2ND INVERSION (4, 3, 2 STRINGS)** SHOWN AS C MAJOR

TRIADS INVERSIONS VERTICAL (CONT)

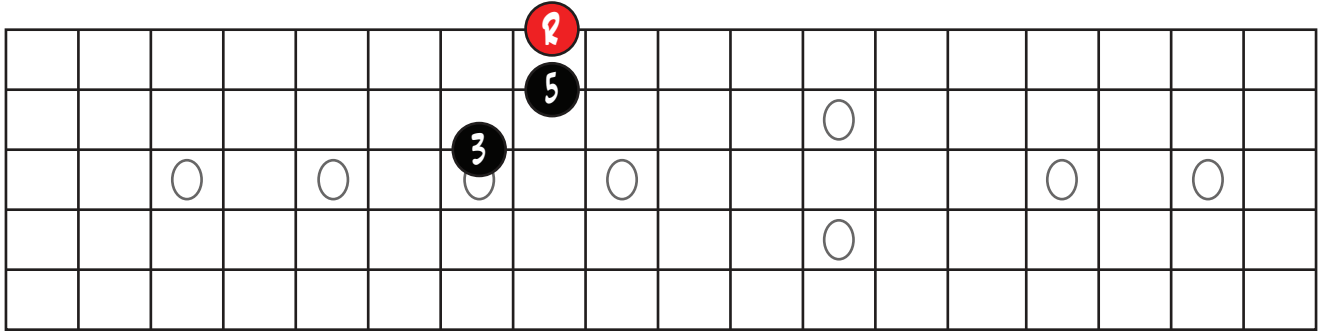


MAJOR TRIAD 1ST INVERSION (5, 4, 3 STRINGS)** SHOWN AS C MAJOR

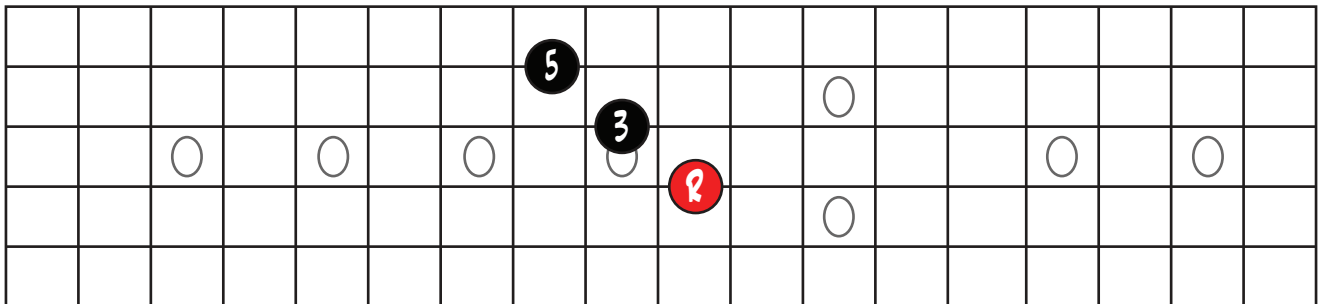
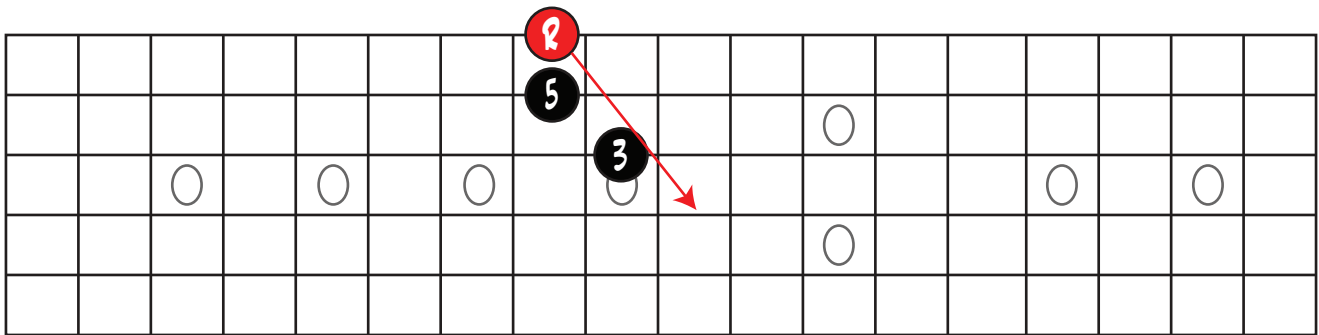


MAJOR TRIAD ROOT POSITION (6, 5, 4 STRINGS)** SHOWN AS C MAJOR

TRIADS INVERSIONS VERTICAL (CONT)

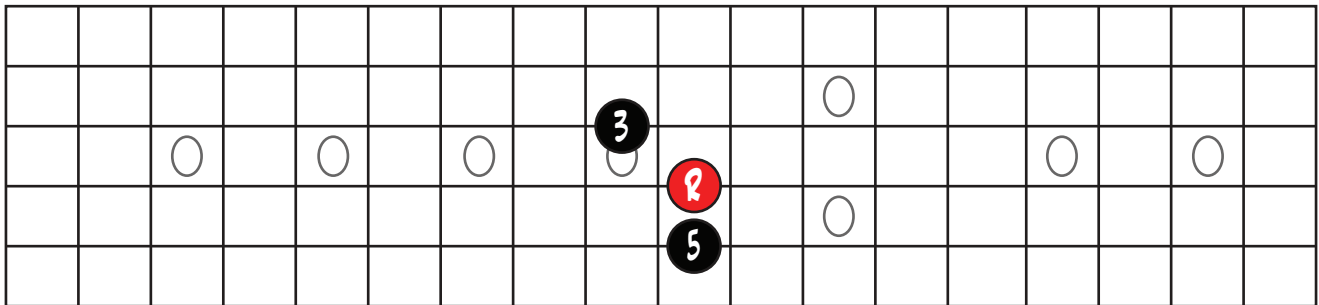
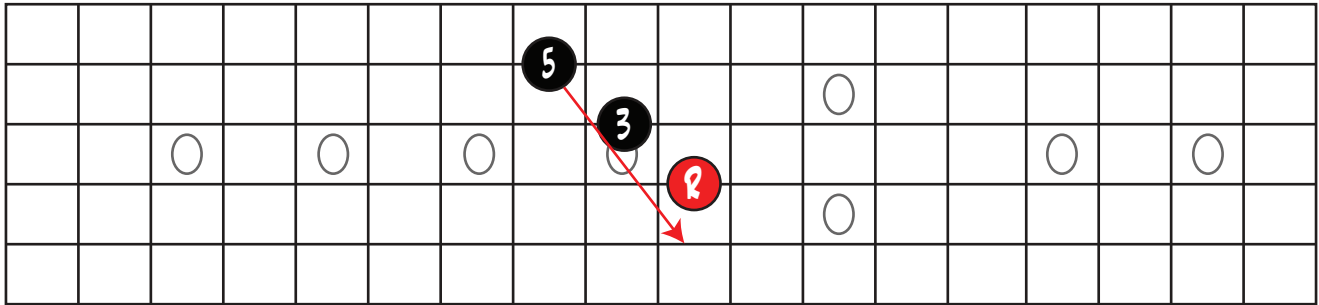


MAJOR TRIAD 1ST INVERSION (3, 2, 1 STRINGS)** SHOWN AS C MAJOR

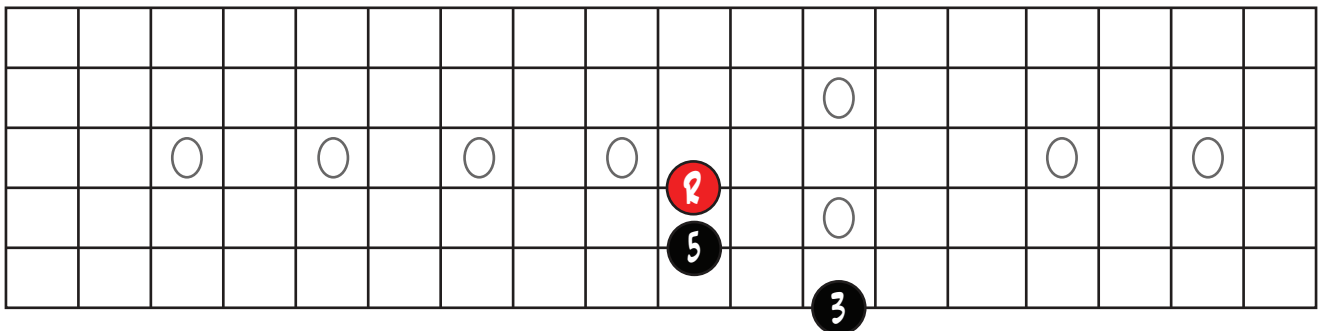
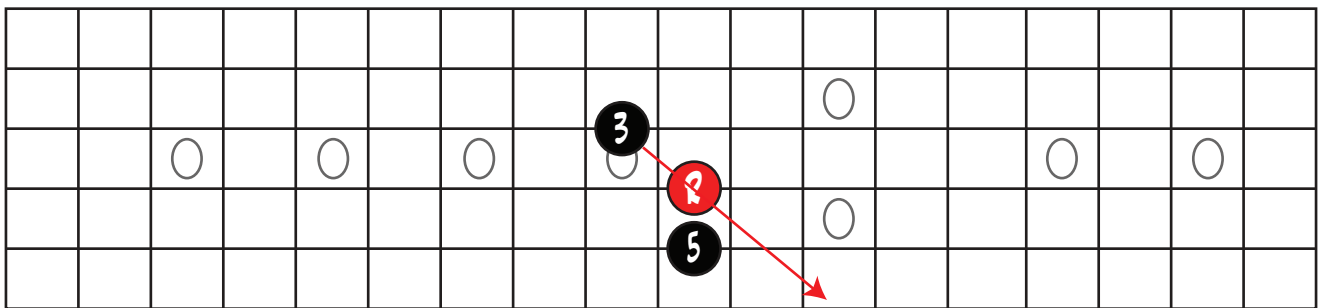


MAJOR TRIAD ROOT POSITION (4, 3, 2 STRINGS)** SHOWN AS C MAJOR

TRIADS INVERSIONS VERTICAL (CONT)

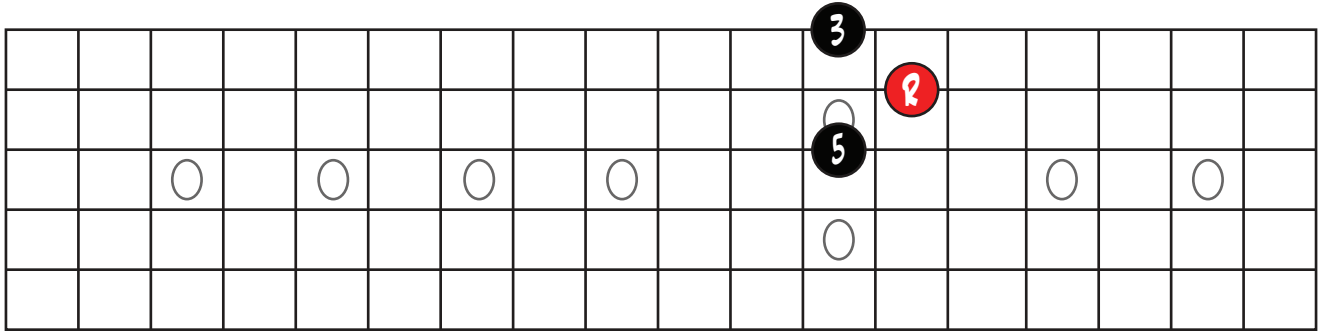


MAJOR TRIAD 2ND INVERSION (5, 4, 3 STRINGS)** SHOWN AS C MAJOR

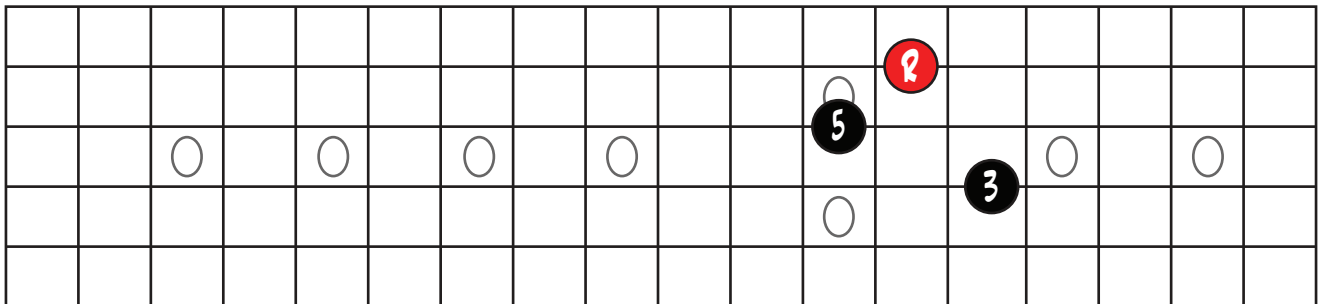
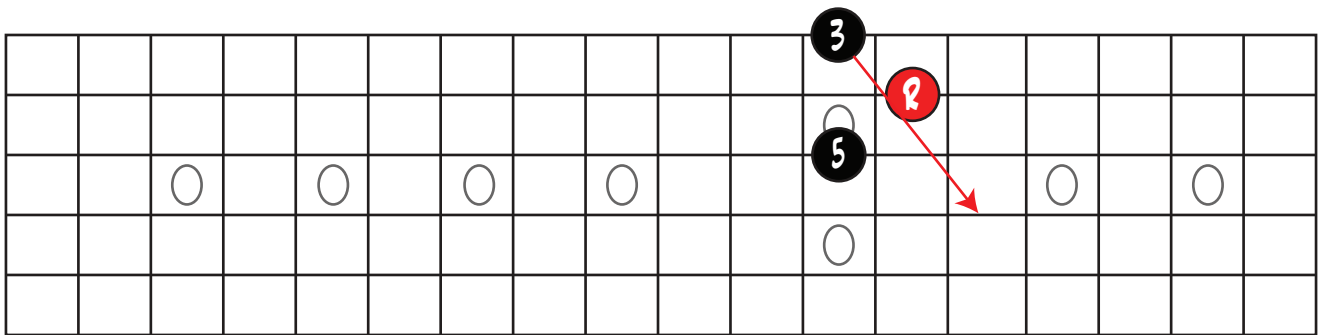


MAJOR TRIAD 1ST INVERSION (6, 5, 4 STRINGS)** SHOWN AS C MAJOR

TRIADS INVERSIONS VERTICAL (CONT)

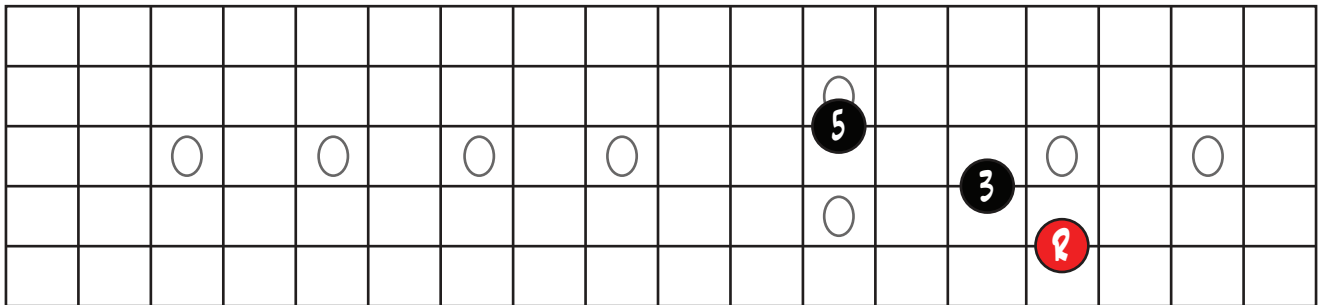
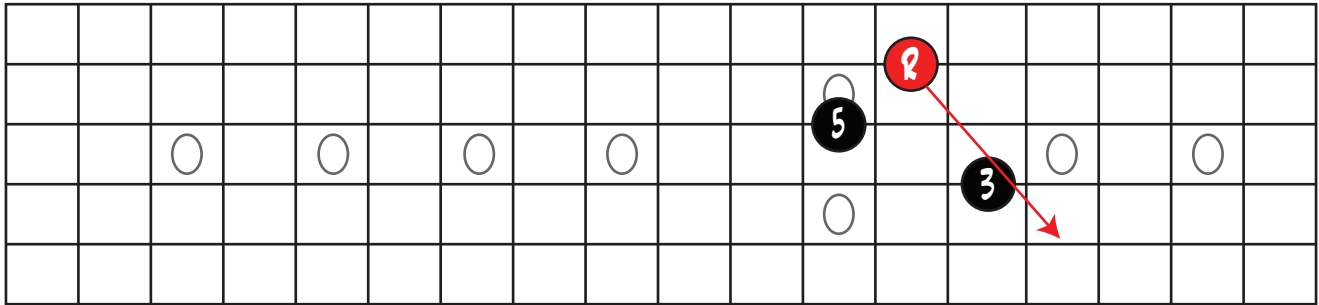


MAJOR TRIAD 2ND INVERSION (3, 2, 1 STRINGS)** SHOWN AS C MAJOR

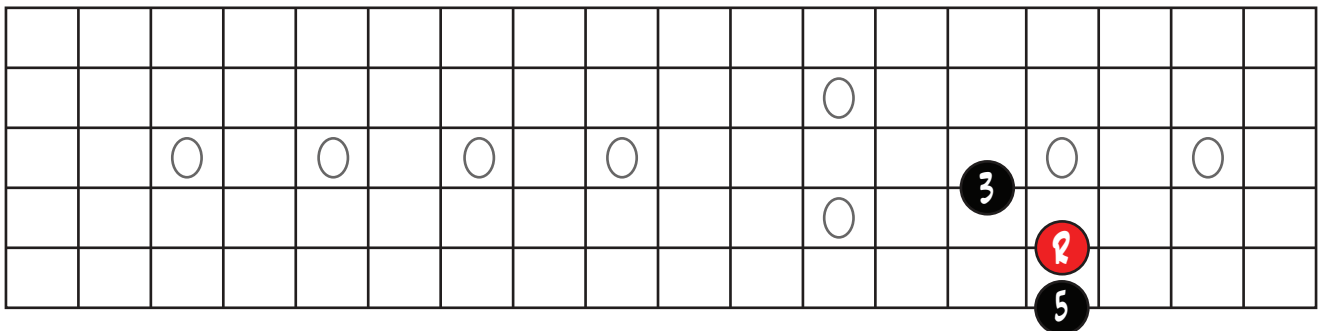
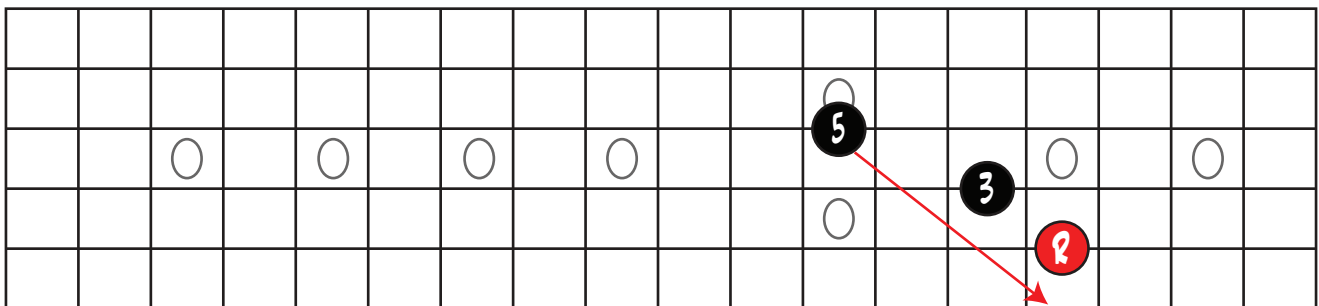


MAJOR TRIAD 1ST INVERSION (4, 3, 2 STRINGS)** SHOWN AS C MAJOR

TRIADS INVERSIONS VERTICAL (CONT)

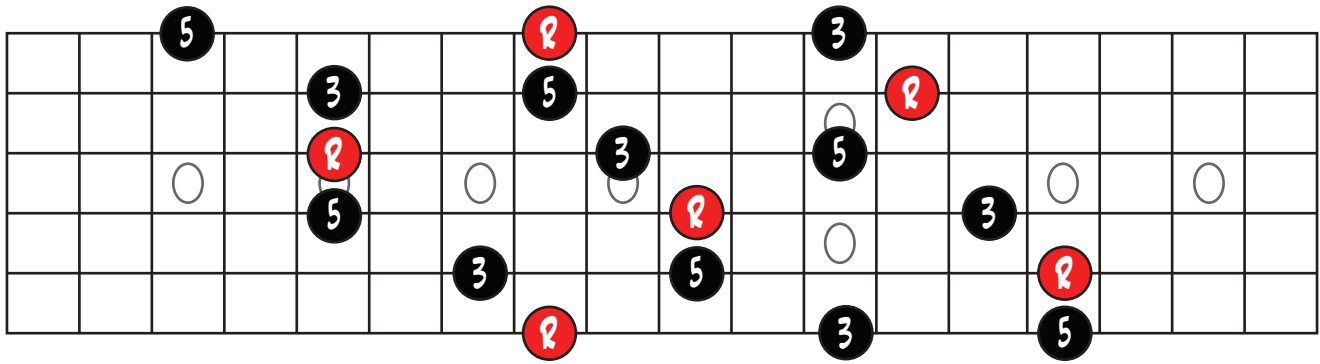


MAJOR TRIAD ROOT POSITION (5, 4, 3 STRINGS)** SHOWN AS C MAJOR



MAJOR TRIAD 2ND INVERSION (6, 5, 4 STRINGS)** SHOWN AS C MAJOR

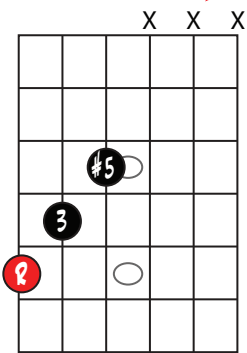
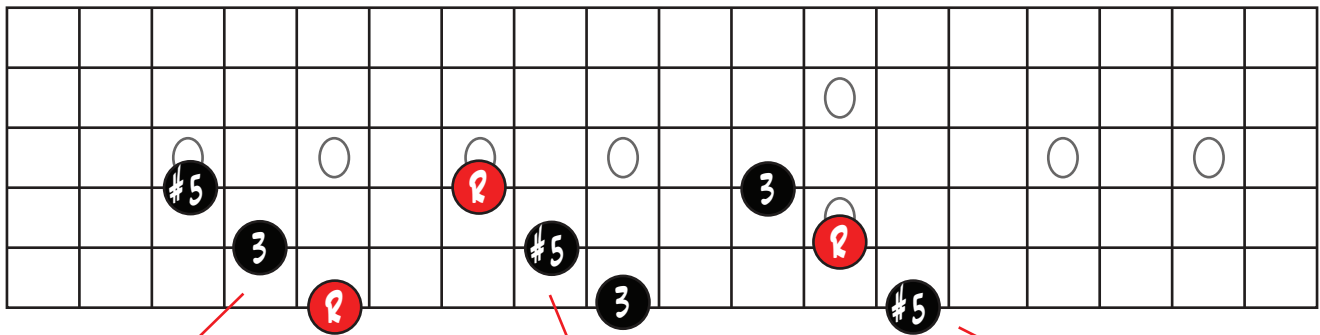
TRIADS INVERSIONS VERTICAL (CONT)



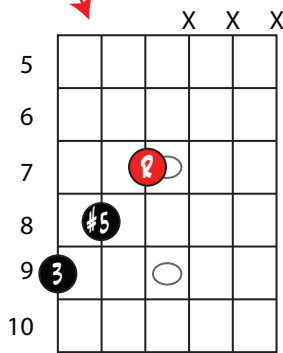
MAJOR TRIADS ON ALL STRINGS** SHOWN AS C MAJOR

AUGMENTED TRIAD INVERSIONS

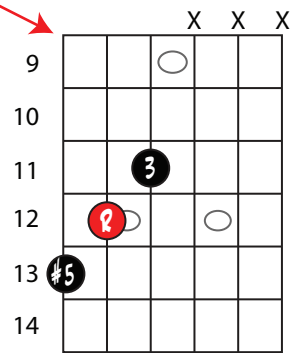
(6, 5, 4 STRINGS)** SHOWN AS A AUGMENTED



ROOT POSITION



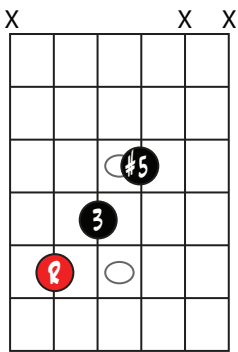
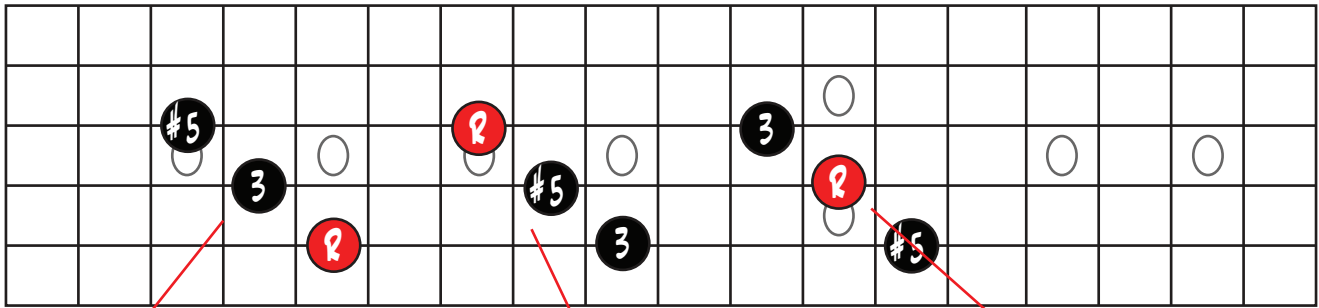
1ST INVERSION



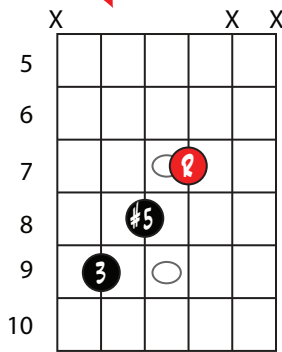
2ND INVERSION

AUGMENTED TRIAD INVERSIONS (CONT)

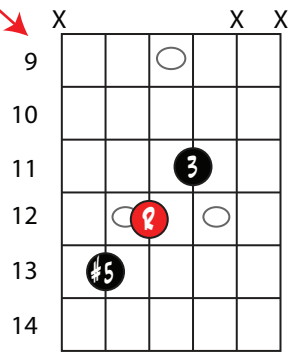
(5, 4, 3 STRINGS)** SHOWN AS D AUGMENTED



ROOT POSITION

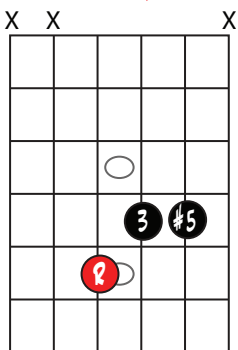
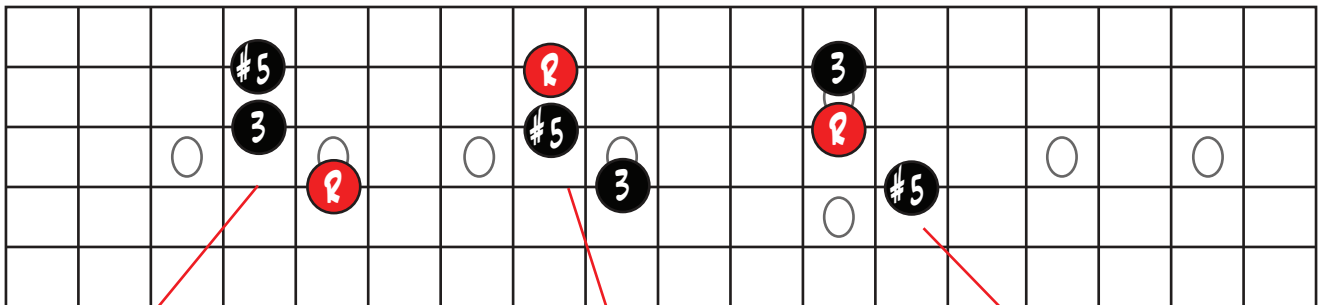


1ST INVERSION

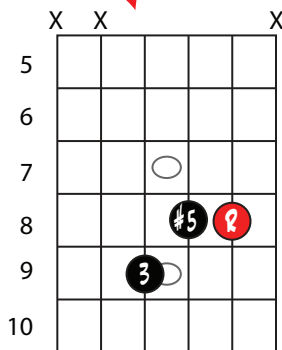


2ND INVERSION

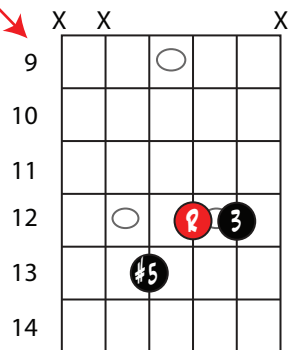
(4, 3, 2 STRINGS)** SHOWN AS G AUGMENTED



ROOT POSITION



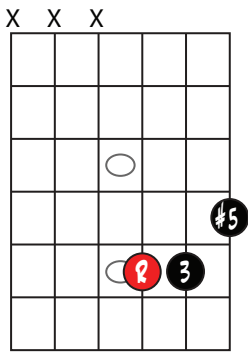
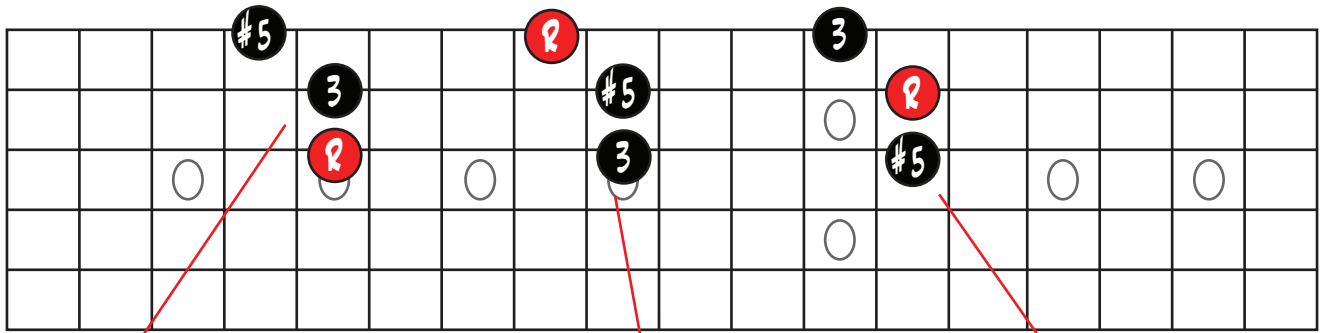
1ST INVERSION



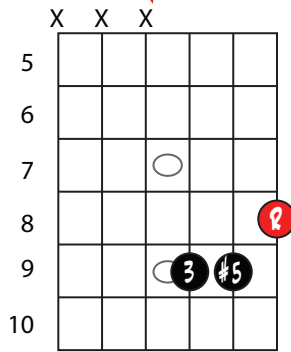
2ND INVERSION

AUGMENTED TRIAD INVERSIONS (CONT)

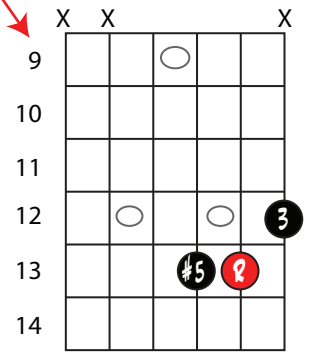
(3, 2, 1 STRINGS)** SHOWN AS C AUGMENTED



ROOT POSITION

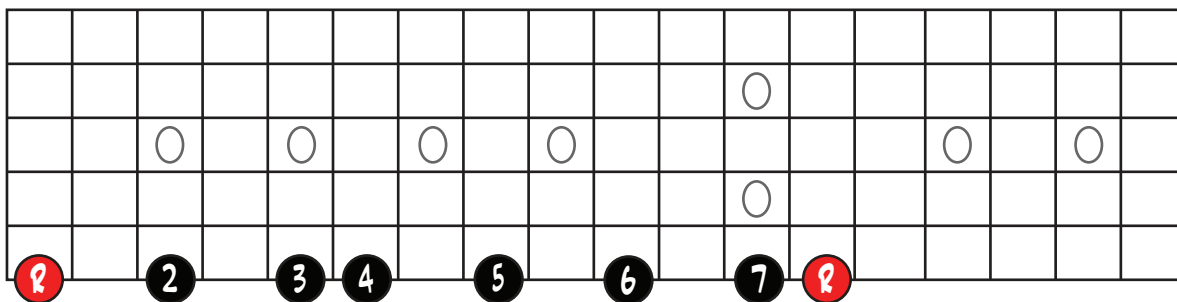


1ST INVERSION

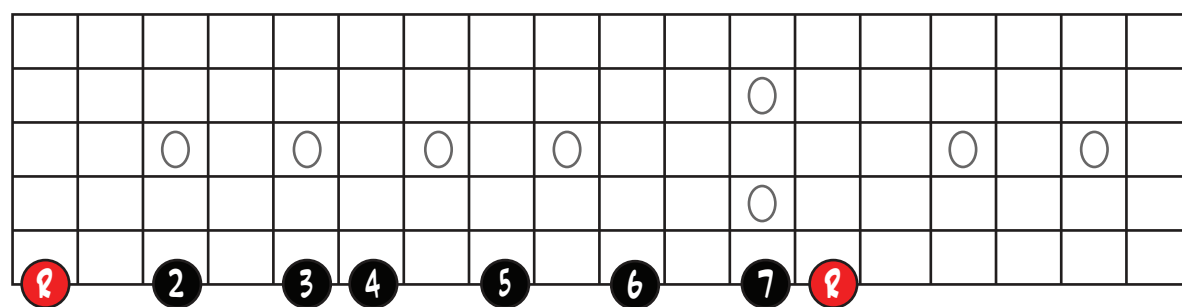


2ND INVERSION

DIATONIC MAJOR SCALE TRIADS



MAJOR SCALE ON ONE STRING (SHOWN IN KEY OF F)

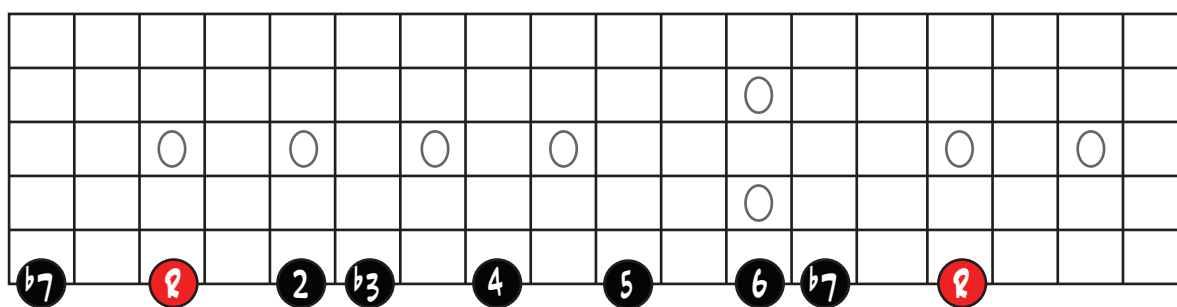


ROOT

MAJOR
3RD

PERFECT
5TH

TRIAD BUILT OFF 1ST NOTE OF MAJOR SCALE = MAJOR TRIAD



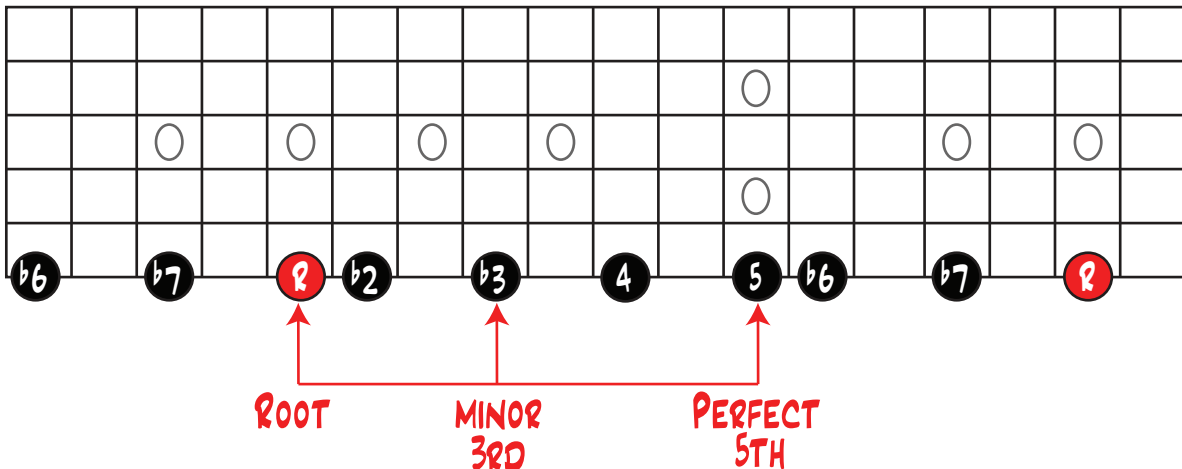
ROOT

MINOR
3RD

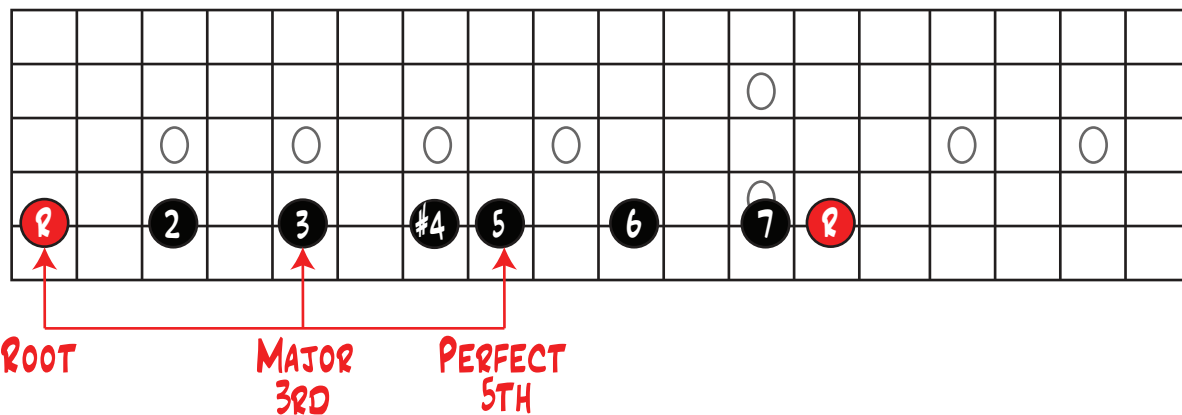
PERFECT
5TH

2ND NOTE OF MAJOR SCALE IS NEW ROOT AND OTHER INTERVALS CORRESPOND TO NEW ROOT
TRIAD BUILT OFF 2ND NOTE OF MAJOR SCALE = MINOR TRIAD

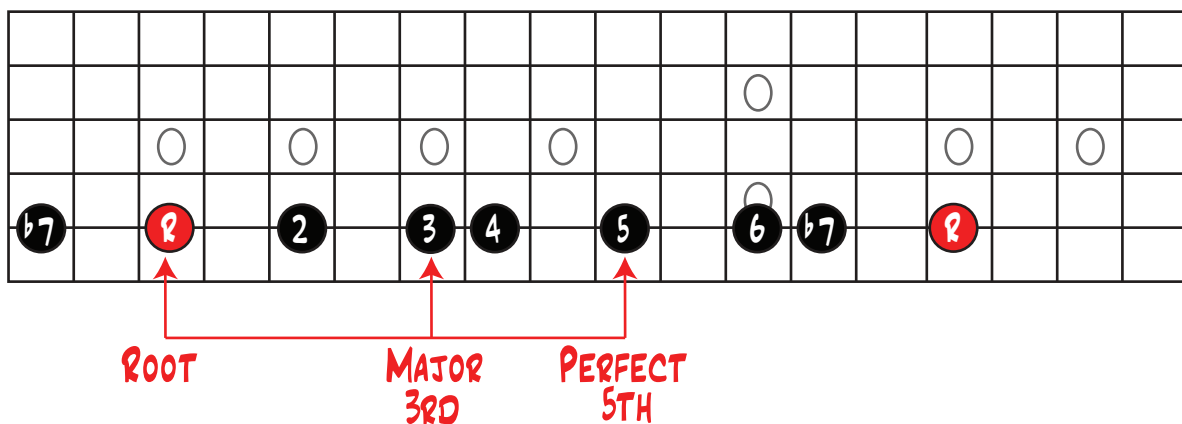
DIATONIC MAJOR SCALE TRIADS (CONT)



3RD NOTE OF MAJOR SCALE IS NEW ROOT AND OTHER INTERVALS CORRESPOND TO NEW ROOT
 TRIAD BUILT OFF 3RD NOTE OF MAJOR SCALE = MINOR TRIAD

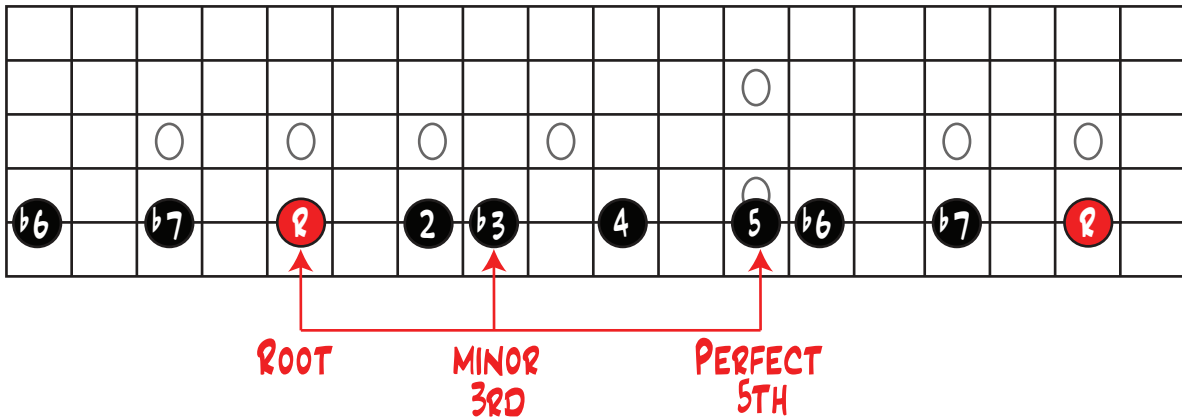


4TH NOTE OF MAJOR SCALE IS NEW ROOT AND OTHER INTERVALS CORRESPOND TO NEW ROOT
 TRIAD BUILT OFF 4TH NOTE OF MAJOR SCALE = MAJOR TRIAD

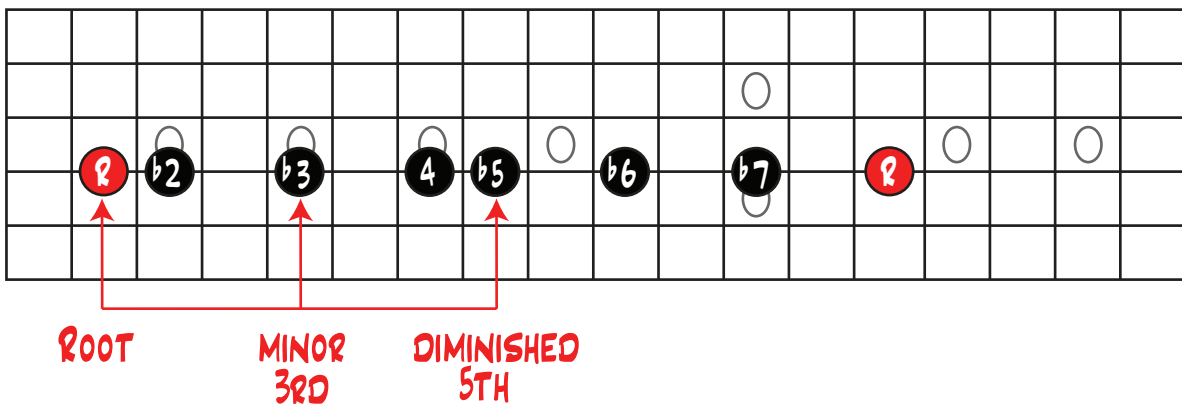


5TH NOTE OF MAJOR SCALE IS NEW ROOT AND OTHER INTERVALS CORRESPOND TO NEW ROOT
 TRIAD BUILT OFF 5TH NOTE OF MAJOR SCALE = MAJOR TRIAD

DIATONIC MAJOR SCALE TRIADS (CONT)



6TH NOTE OF MAJOR SCALE IS NEW ROOT AND OTHER INTERVALS CORRESPOND TO NEW ROOT
 TRIAD BUILT OFF 6TH NOTE OF MAJOR SCALE = MINOR TRIAD



7TH NOTE OF MAJOR SCALE IS NEW ROOT AND OTHER INTERVALS CORRESPOND TO NEW ROOT
 TRIAD BUILT OFF 7TH NOTE OF MAJOR SCALE = DIMINISHED TRIAD

HARMONIZED MAJOR SCALE

SHOWN IN THE KEY OF C MAJOR

I ii iii IV V vi vii I
C-D-E-F-G-A-B-C



TRIAD BUILT OFF 1ST NOTE OF C MAJOR SCALE = C MAJOR TRIAD

I ii iii IV V vi vii I
C-D-E-F-G-A-B-C



TRIAD BUILT OFF 2ND NOTE OF C MAJOR SCALE = Dm TRIAD

I ii iii IV V vi vii I
C-D-E-F-G-A-B-C




TRIAD BUILT OFF 3RD NOTE OF C MAJOR SCALE = Em TRIAD

I ii iii IV V vi vii I
C-D-E-F-G-A-B-C



TRIAD BUILT OFF 4TH NOTE OF C MAJOR SCALE = F MAJOR TRIAD

I ii iii IV V vi vii I ii
C-D-E-F-G-A-B-C-D



TRIAD BUILT OFF 5TH NOTE OF C MAJOR SCALE = G MAJOR TRIAD

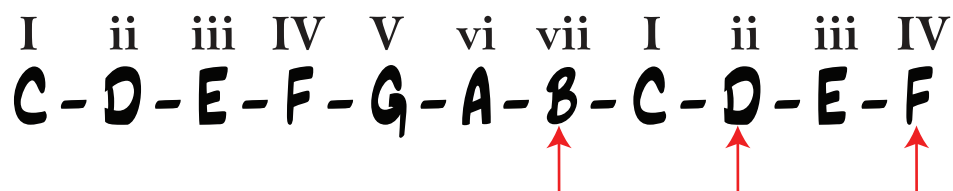
I ii iii IV V vi vii I ii iii
C-D-E-F-G-A-B-C-D-E



TRIAD BUILT OFF 6TH NOTE OF C MAJOR SCALE = Am TRIAD

HARMONIZED MAJOR SCALE (CONT)

SHOWN IN THE KEY OF C MAJOR



TRIAD BUILT OFF 7TH NOTE OF C MAJOR SCALE = DIM TRIAD

	WS	WS	HS	WS	WS	WS	HS
I	ii	iii	IV	V	vi	vii	I
MAJ	MIN	MIN	MAJ	MAJ	MIN	DIM	MAJ
A	B	C#	D	E	F#	G#	A
B ^b	C	D	E ^b	F	G	A	B ^b
B	C#	D#	E	F#	G#	A#	B
C	D	E	F	G	A	B	C
D ^b	E ^b	F	G ^b	A ^b	B ^b	C	D ^b
D	E	F#	G	A	B	C#	D
E ^b	F	G	A ^b	B ^b	C	D	E ^b
E	F#	G#	A	B	C#	D#	E
F	G	A	B ^b	C	D	E	F
F#/G ^b	G#/A ^b	A#/B ^b	B/C ^b	C#/D ^b	D#/E ^b	E#/F	F#/G ^b
G	A	B	C	D	E	F#	G
A ^b	B ^b	C	D ^b	E ^b	F	G	A ^b

MAJOR SCALE CHORD PROGRESSIONS

EXAMPLES OF HARMONIZED MAJOR SCALES

I ii iii IV V vi vii I
C - D_M - E_M - F - G - A_M - B_{DIM} - C
KEY OF C

I ii iii IV V vi vii I
A - B_M - C[#]_M - D - E_M - F[#]_M - G[#]_{DIM} - A
KEY OF A

I ii iii IV V vi vii I
G - A_M - B_M - C - D - E_M - F[#]_{DIM} - G
KEY OF G

EXAMPLES OF POPULAR CHORD PROGRESSIONS

I IV V
C - F - G
KEY OF C

I IV V
G - C - D
KEY OF G

I IV V
A - D - E
KEY OF A

I vi ii V
C - A_M - D_M - G
KEY OF C

I vi ii V
G - E_M - A_M - D
KEY OF G

I vi ii V
A - F[#]_M - B_M - E
KEY OF A

I V vi IV
C - G - A_M - F
KEY OF C

I V vi IV
G - D - E_M - C
KEY OF G

I V vi IV
A - E - F[#]_M - D
KEY OF A

FIND KEY OF A CHORD PROGRESSION

EXAMPLE

	WS	WS	HS	WS	WS	WS	HS
I	ii	iii	IV	V	vi	vii	I
MAJ	MIN	MIN	MAJ	MAJ	MIN	DIM	MAJ
A	B	C#	D	E	F#	G#	A
B ^b	C	D	E ^b	F	G	A	B ^b
B	C#	D#	E	F#	G#	A#	B
C	D	E	F	G	A	B	C
D ^b	E ^b	F	G ^b	A ^b	B ^b	C	D ^b
D	E	F#	G	A	B	C#	D
E ^b	F	G	A ^b	B ^b	C	D	E ^b
E	F#	G#	A	B	C#	D#	E
F	G	A	B ^b	C	D	E	F
F#/G ^b	G#/A ^b	A#/B ^b	B/C ^b	C#/D ^b	D#/E ^b	E#/F	F#/G ^b
G	A	B	C	D	E	F#	G
A ^b	B ^b	C	D ^b	E ^b	F	G	A ^b

A - E - F#_M - D = I V vi IV
 A - E - F#_M - D
 KEY OF A

OPEN TRIADS

MAJOR - ROOT POSITION ALL STRING SETS (SHOWN IN C)

<p>OPTION 1 6TH STRING LOWEST NOTE</p>	<p>OPTION 2 6TH STRING LOWEST NOTE</p>	<p>OPTION 1 5TH STRING LOWEST NOTE</p>	<p>OPTION 2 5TH STRING LOWEST NOTE</p>	<p>OPTION 1 4TH STRING LOWEST NOTE</p>	<p>OPTION 2 4TH STRING LOWEST NOTE</p>
--	--	--	--	--	--

MAJOR - 1ST INVERSION ALL STRING SETS (SHOWN IN C)

<p>OPTION 1 6TH STRING LOWEST NOTE</p>	<p>OPTION 2 6TH STRING LOWEST NOTE</p>	<p>OPTION 1 5TH STRING LOWEST NOTE</p>	<p>OPTION 2 5TH STRING LOWEST NOTE</p>	<p>OPTION 1 4TH STRING LOWEST NOTE</p>	<p>OPTION 2 4TH STRING LOWEST NOTE</p>
--	--	--	--	--	--

MAJOR - 2ND INVERSION ALL STRING SETS (SHOWN IN C)

<p>OPTION 1 6TH STRING LOWEST NOTE</p>	<p>OPTION 2 6TH STRING LOWEST NOTE</p>	<p>OPTION 1 5TH STRING LOWEST NOTE</p>	<p>OPTION 2 5TH STRING LOWEST NOTE</p>	<p>OPTION 1 4TH STRING LOWEST NOTE</p>	<p>OPTION 2 4TH STRING LOWEST NOTE</p>
--	--	--	--	--	--

MINOR - ROOT POSITION ALL STRING SETS (SHOWN IN Cm)

<p>OPTION 1 6TH STRING LOWEST NOTE</p>	<p>OPTION 2 6TH STRING LOWEST NOTE</p>	<p>OPTION 1 5TH STRING LOWEST NOTE</p>	<p>OPTION 2 5TH STRING LOWEST NOTE</p>	<p>OPTION 1 4TH STRING LOWEST NOTE</p>	<p>OPTION 2 4TH STRING LOWEST NOTE</p>
--	--	--	--	--	--

OPEN TRIADS (CONT)

MINOR - 1ST INVERSION ALL STRING SETS (SHOWN IN CM)

<p>OPTION 1 6TH STRING LOWEST NOTE</p>	<p>OPTION 2 6TH STRING LOWEST NOTE</p>	<p>OPTION 1 5TH STRING LOWEST NOTE</p>	<p>OPTION 2 5TH STRING LOWEST NOTE</p>	<p>OPTION 1 4TH STRING LOWEST NOTE</p>	<p>OPTION 2 4TH STRING LOWEST NOTE</p>
--	--	--	--	--	--

MINOR - 2ND INVERSION ALL STRING SETS (SHOWN IN CM)

<p>OPTION 1 6TH STRING LOWEST NOTE</p>	<p>OPTION 2 6TH STRING LOWEST NOTE</p>	<p>OPTION 1 5TH STRING LOWEST NOTE</p>	<p>OPTION 2 5TH STRING LOWEST NOTE</p>	<p>OPTION 1 4TH STRING LOWEST NOTE</p>	<p>OPTION 2 4TH STRING LOWEST NOTE</p>
--	--	--	--	--	--

DIMINISHED - ROOT POSITION ALL STRING SETS (SHOWN IN C DIM)

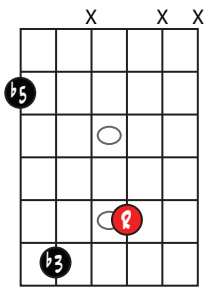
<p>OPTION 1 6TH STRING LOWEST NOTE</p>	<p>OPTION 2 6TH STRING LOWEST NOTE</p>	<p>OPTION 1 5TH STRING LOWEST NOTE</p>	<p>OPTION 2 5TH STRING LOWEST NOTE</p>	<p>OPTION 1 4TH STRING LOWEST NOTE</p>	<p>OPTION 2 4TH STRING LOWEST NOTE</p>
--	--	--	--	--	--

DIMINISHED - 1ST INVERSION ALL STRING SETS (SHOWN IN C DIM)

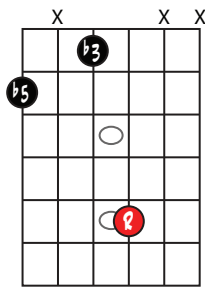
<p>OPTION 1 6TH STRING LOWEST NOTE</p>	<p>OPTION 2 6TH STRING LOWEST NOTE</p>	<p>OPTION 1 5TH STRING LOWEST NOTE</p>	<p>OPTION 2 5TH STRING LOWEST NOTE</p>	<p>OPTION 1 4TH STRING LOWEST NOTE</p>	<p>OPTION 2 4TH STRING LOWEST NOTE</p>
--	--	--	--	--	--

OPEN TRIADS (CONT)

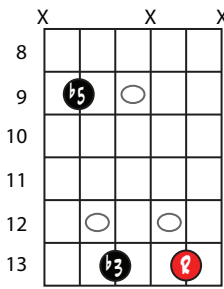
DIMINISHED - 2ND INVERSION ALL STRING SETS (SHOWN IN C DIM)



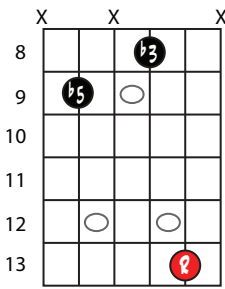
OPTION 1
6TH STRING LOWEST NOTE



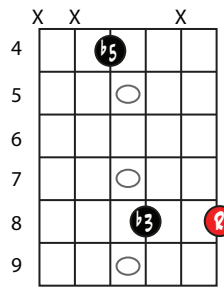
OPTION 2



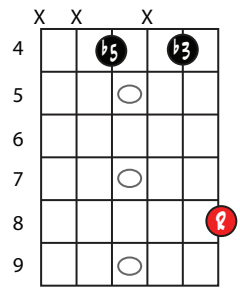
OPTION 1



OPTION 2

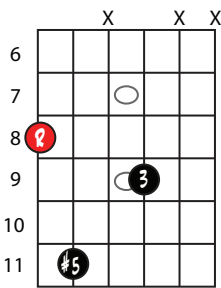


OPTION 1

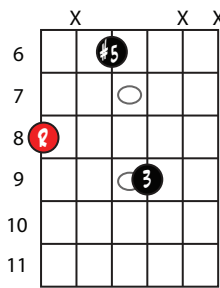


OPTION 2

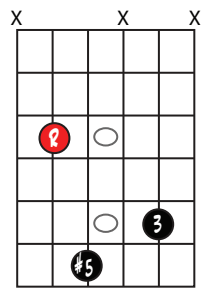
AUGMENTED - ROOT POSITION ALL STRING SETS (SHOWN IN C AUG)



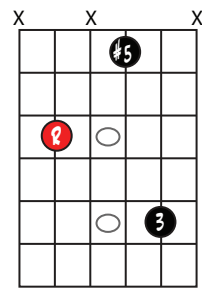
OPTION 1
6TH STRING LOWEST NOTE



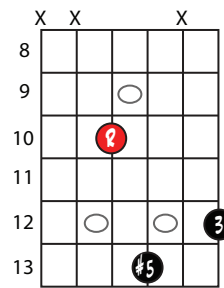
OPTION 2



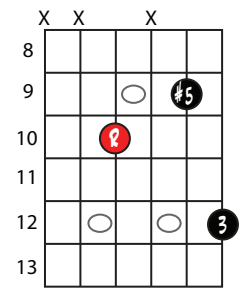
OPTION 1



OPTION 2

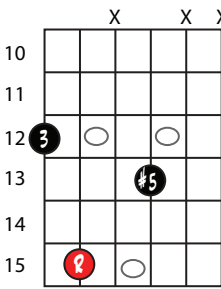


OPTION 1

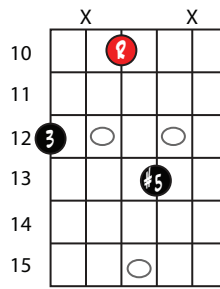


OPTION 2

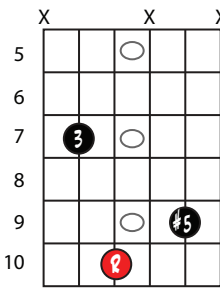
AUGMENTED - 1ST INVERSION ALL STRING SETS (SHOWN IN C AUG)



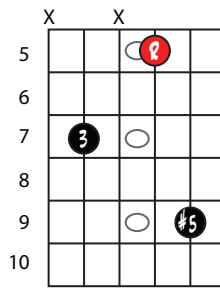
OPTION 1
6TH STRING LOWEST NOTE



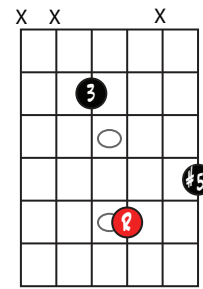
OPTION 2



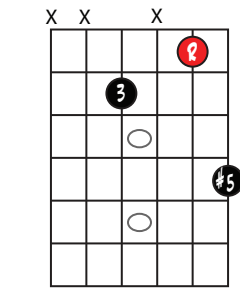
OPTION 1



OPTION 2

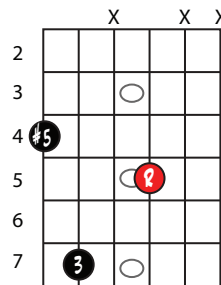


OPTION 1

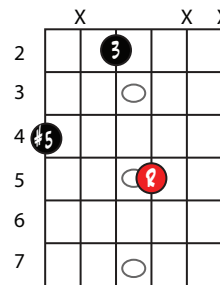


OPTION 2

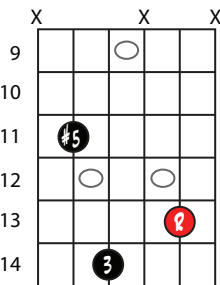
AUGMENTED - 2ND INVERSION ALL STRING SETS (SHOWN IN C AUG)



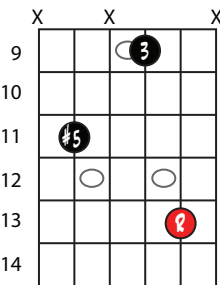
OPTION 1
6TH STRING LOWEST NOTE



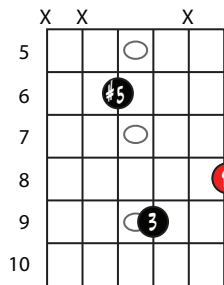
OPTION 2



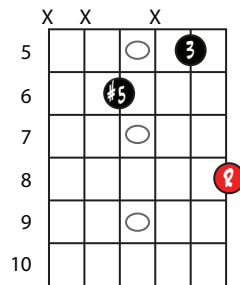
OPTION 1



OPTION 2



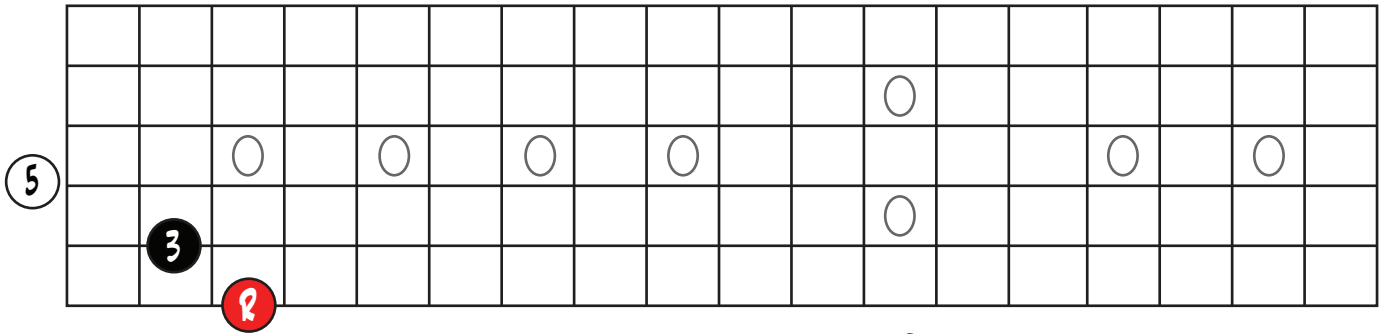
OPTION 1



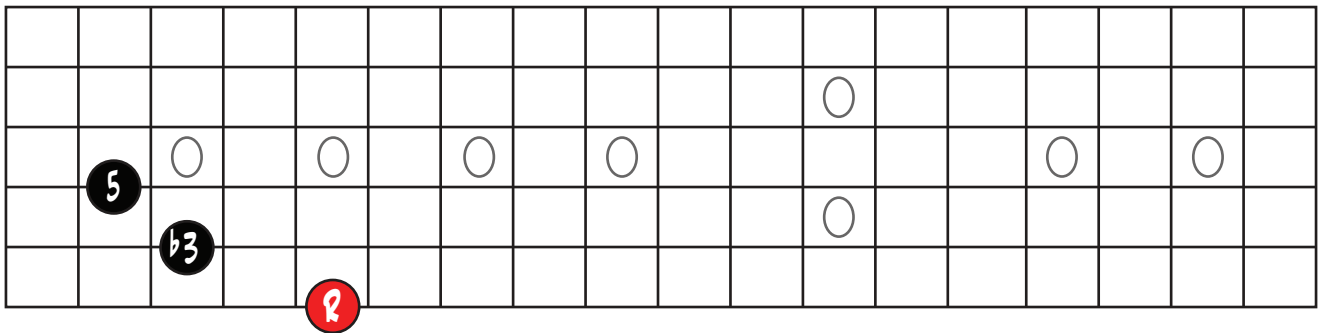
OPTION 2

HARMONIZED MAJOR SCALE WITH TRIADS

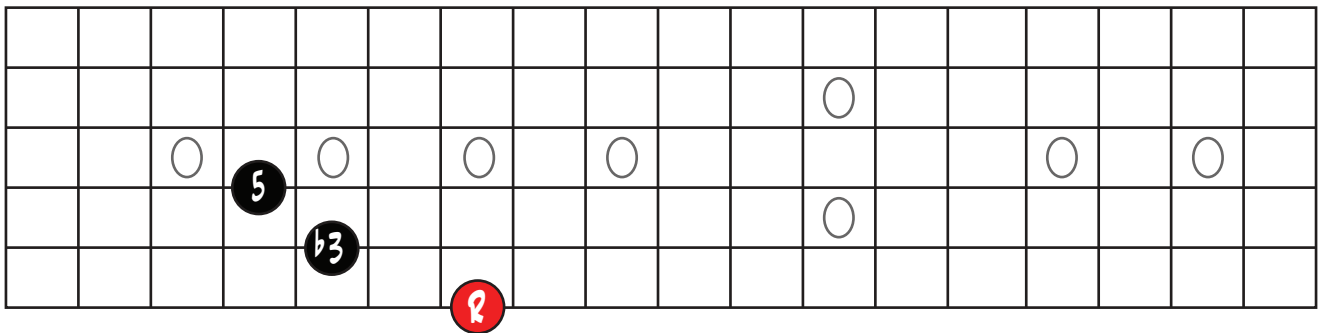
ROOT POSITION 6, 5, 4 STRINGS (KEY OF G)



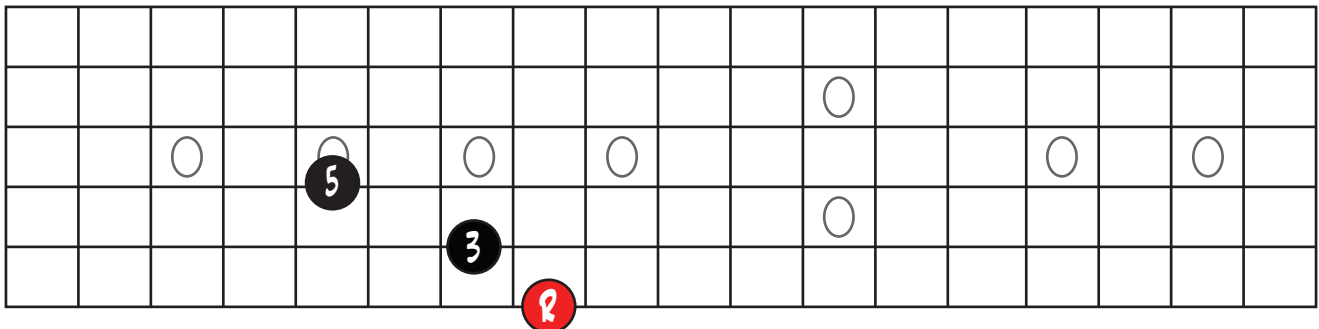
MAJOR I CHORD (G MAJOR)



MINOR ii CHORD (AM)



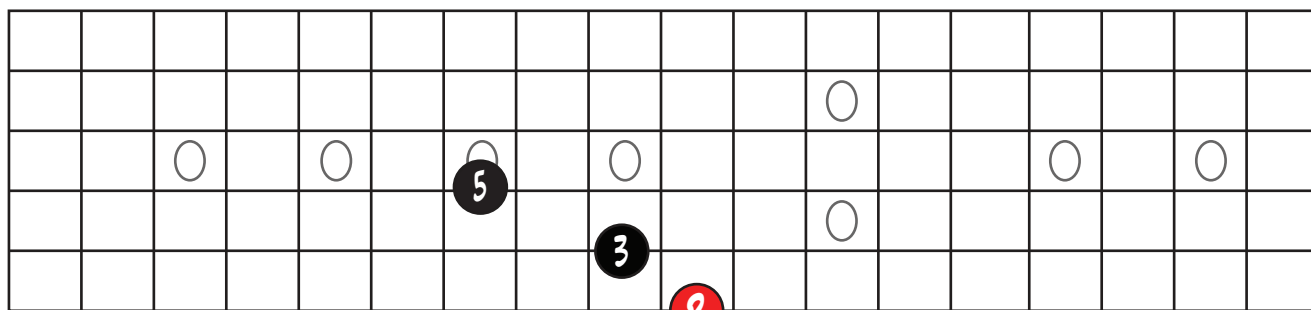
MINOR iii CHORD (Bm)



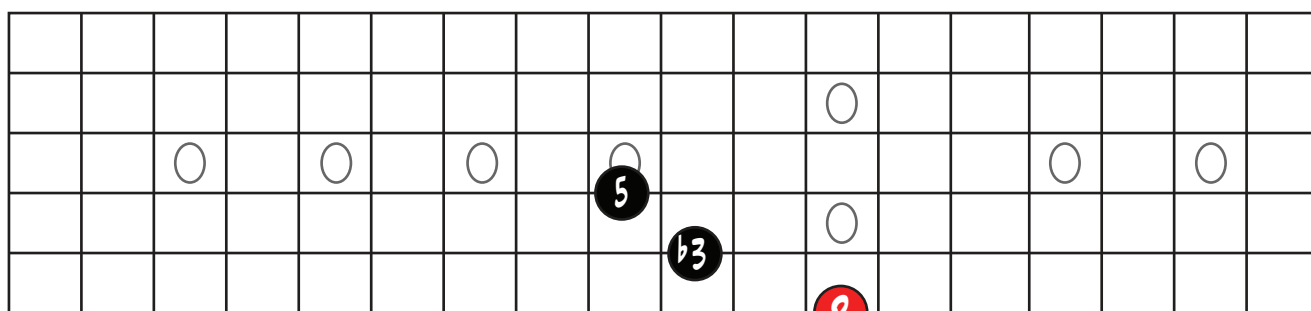
MAJOR IV CHORD (C MAJOR)

HARMONIZED MAJOR SCALE WITH TRIADS (CONT)

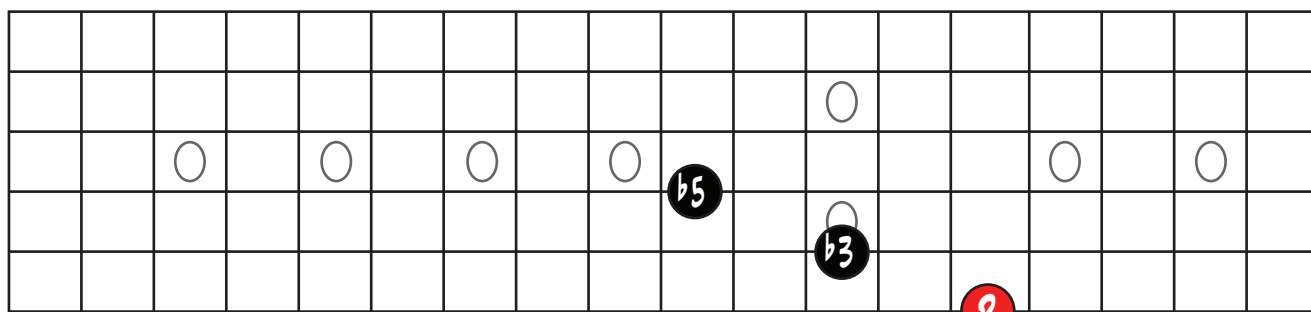
ROOT POSITION 6, 5, 4 STRINGS (KEY OF G) (CONT)



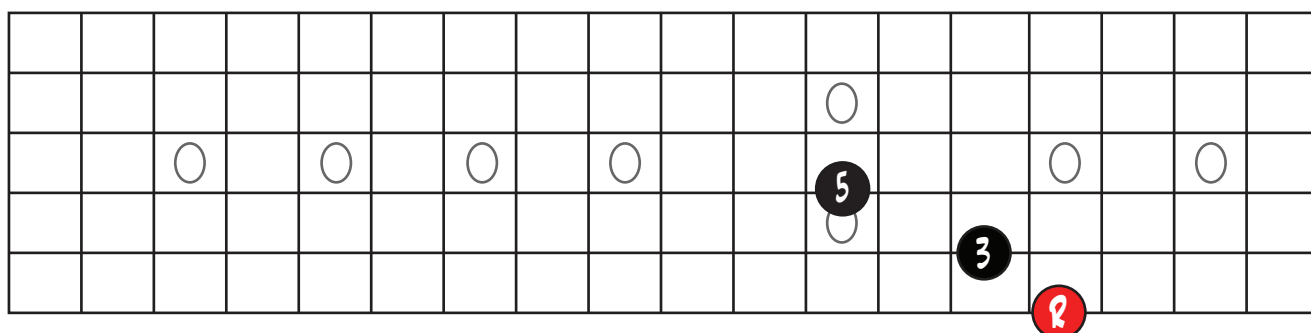
MAJOR V CHORD (D MAJOR)



MINOR vi CHORD (EM)



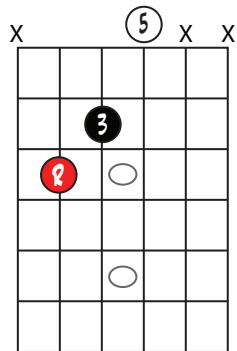
MINOR vii CHORD (F#DIM)



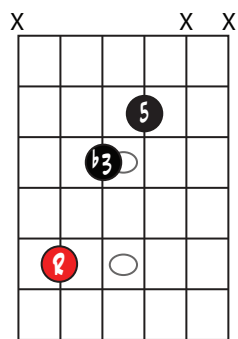
MAJOR I CHORD AN OCTAVE HIGHER (G MAJOR)

HARMONIZED MAJOR SCALE WITH TRIADS (CONT)

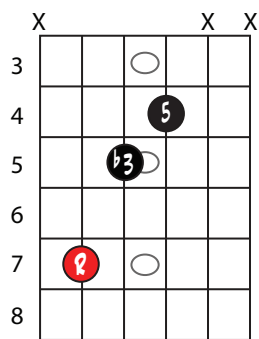
ROOT POSITION 5, 4, 3 STRINGS (KEY OF C)



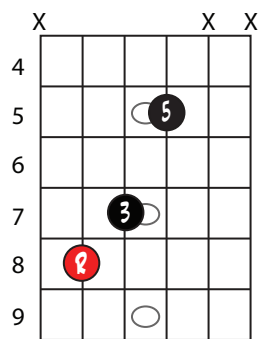
MAJ I CHORD (C)



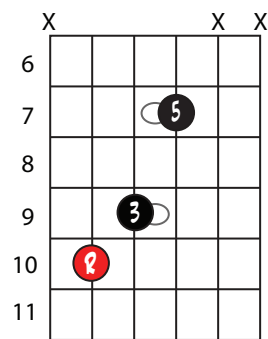
MIN ii CHORD (Dm)



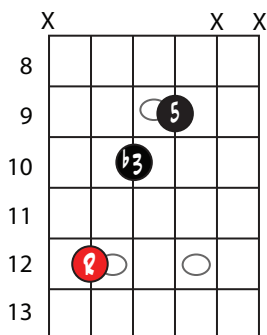
MIN iii CHORD (Em)



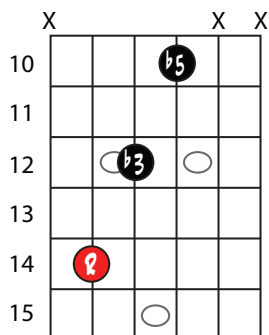
MAJ IV CHORD (F)



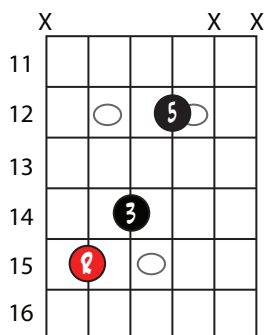
MAJ V CHORD (G)



MIN vi CHORD (Am)

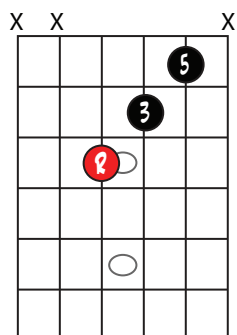


MIN vii CHORD (Bdim)

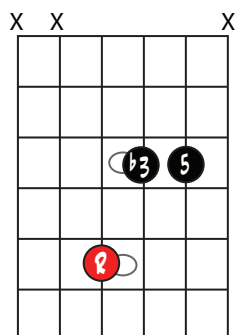


MAJ I CHORD (C)

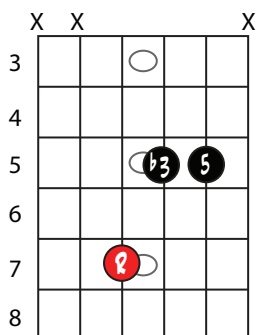
ROOT POSITION 4, 3, 2 STRINGS (KEY OF F)



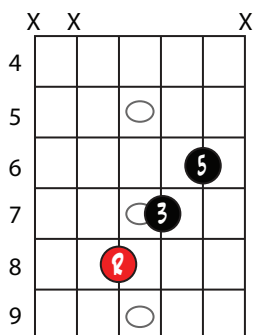
MAJ I CHORD (F)



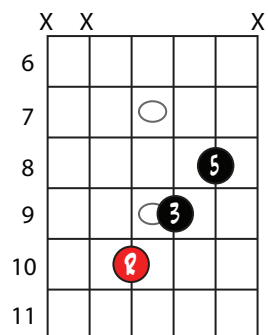
MAJ ii CHORD (Gm)



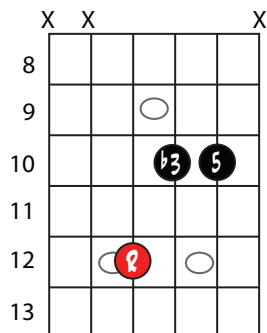
MAJ iii CHORD (Am)



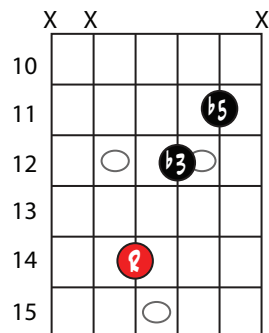
MAJ IV CHORD (B^b)



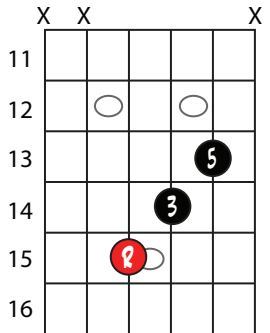
MAJ V CHORD (C)



MAJ vi CHORD (Dm)



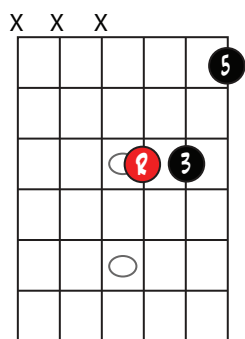
MAJ vii CHORD (E^{dim})



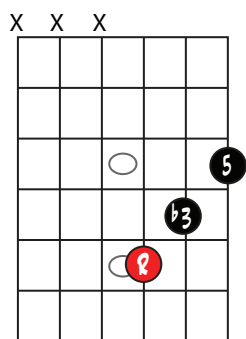
MAJ I CHORD (F)

HARMONIZED MAJOR SCALE WITH TRIADS (CONT)

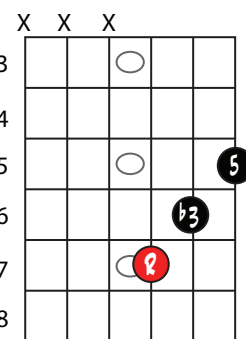
ROOT POSITION 3, 2, 1 STRINGS (KEY OF B^b)



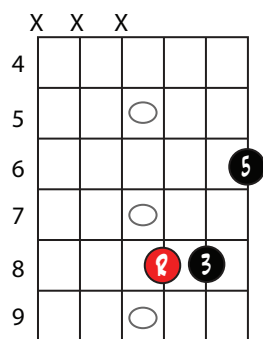
MAJ I CHORD (B^b)



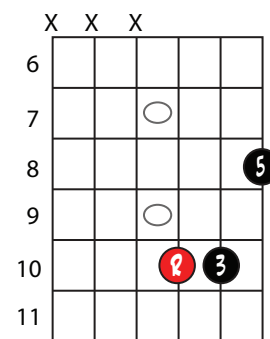
MAJ ii CHORD (C^b)



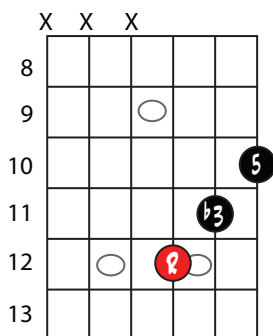
MAJ iii CHORD (D^b)



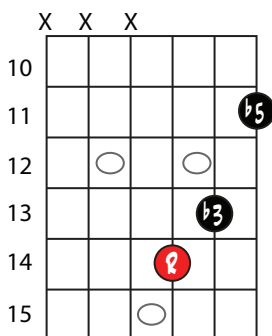
MAJ IV CHORD (E^b)



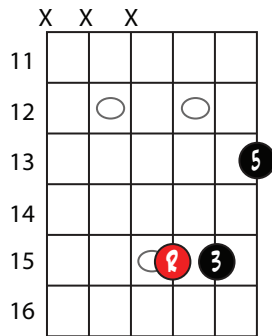
MAJ V CHORD (F)



MAJ vi CHORD (G^b)

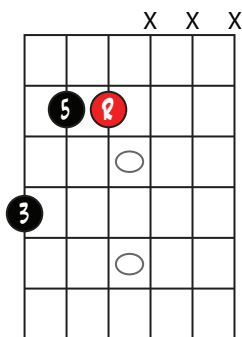


MAJ vii CHORD (A^b)

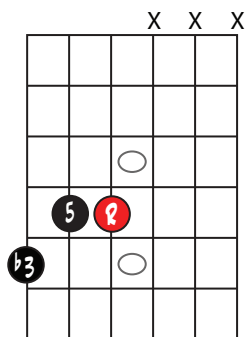


MAJ I CHORD (B^b)

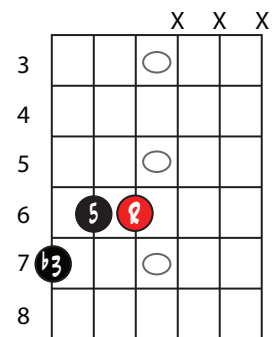
1ST INVERSION 6, 5, 4 STRINGS (KEY OF E)



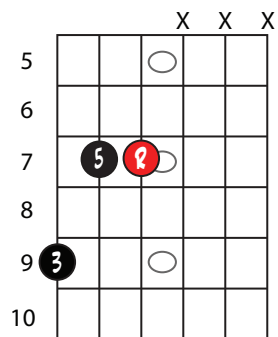
MAJ I CHORD (E)



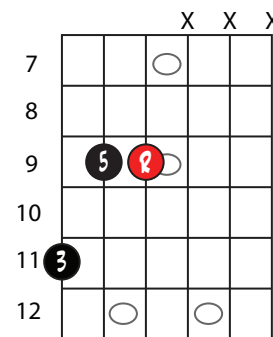
MIN ii CHORD (F[#]m)



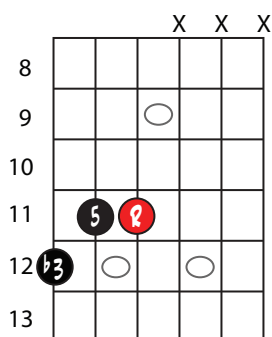
MIN iii CHORD (G[#]m)



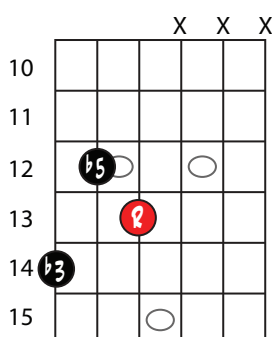
MAJ IV CHORD (A)



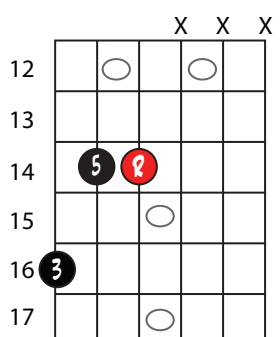
MAJ V CHORD (B)



MIN vi CHORD (C[#]m)



MIN vii CHORD (D[#]dim)



MAJ I CHORD (E)

HARMONIZED MAJOR SCALE WITH TRIADS (CONT)

1ST INVERSION 5, 4, 3 STRINGS (KEY OF A)

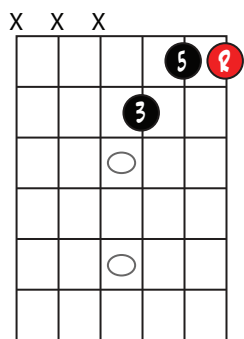
<p>MAJ I CHORD (A)</p>	<p>MIN ii CHORD (Bm)</p>	<p>MIN iii CHORD (C#m)</p>	<p>MAJ IV CHORD (D)</p>	<p>MAJ V CHORD (E)</p>
<p>MIN vi CHORD (F#m)</p>	<p>MIN vii CHORD (G#dim)</p>	<p>MAJ I CHORD (A)</p>		

1ST INVERSION 4, 3, 2 STRINGS (KEY OF D)

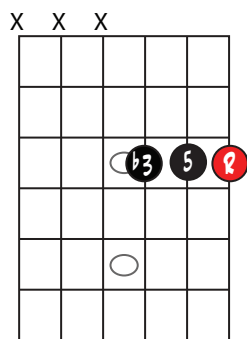
<p>MAJ I CHORD (D)</p>	<p>MIN ii CHORD (Em)</p>	<p>MIN iii CHORD (F#m)</p>	<p>MAJ IV CHORD (G)</p>	<p>MAJ V CHORD (A)</p>
<p>MIN vi CHORD (Bm)</p>	<p>MIN vii CHORD (C#dim)</p>	<p>MAJ I CHORD (D)</p>		

HARMONIZED MAJOR SCALE WITH TRIADS (CONT)

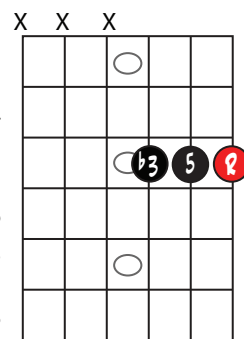
1ST INVERSION 3, 2, 1 STRINGS (KEY OF F)



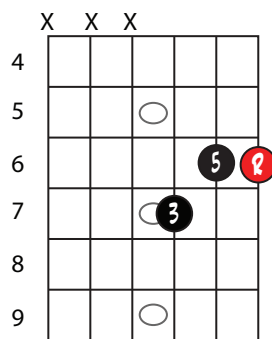
MAJ I CHORD (F)



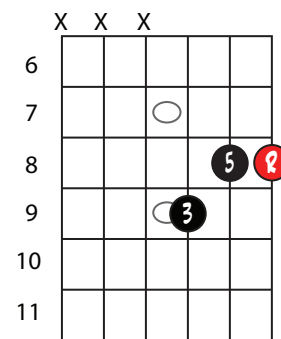
MIN ii CHORD (Gm)



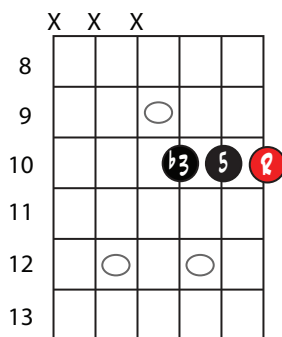
MIN iii CHORD (Am)



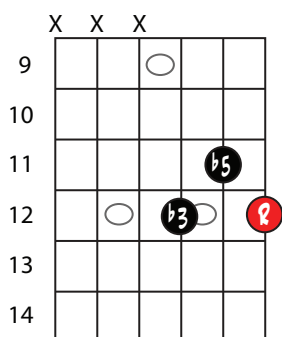
MAJ IV CHORD (B^b)



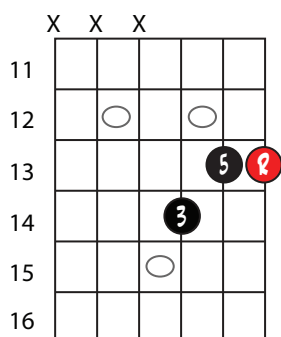
MAJ V CHORD (C)



MIN vi CHORD (Dm)

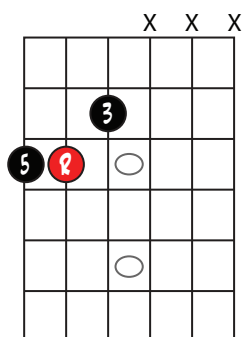


MIN vii CHORD (E^{dim})

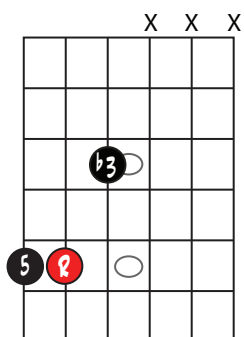


MAJ I CHORD (F)

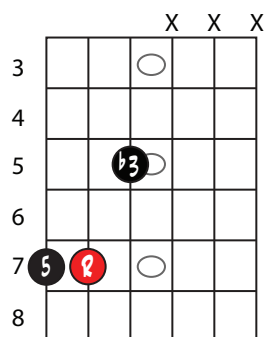
2ND INVERSION 6, 5, 4 STRINGS (KEY OF C)



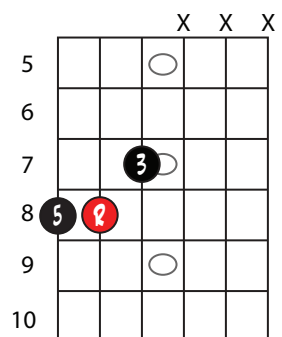
MAJ I CHORD (C)



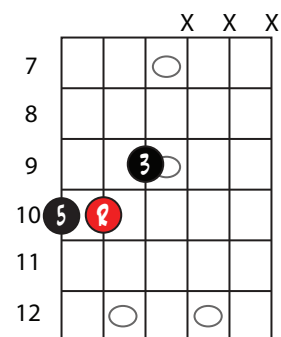
MIN ii CHORD (Dm)



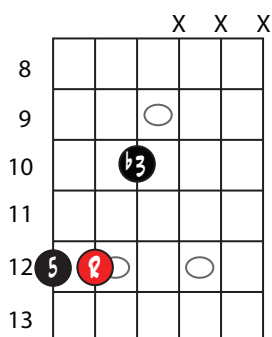
MIN iii CHORD (Em)



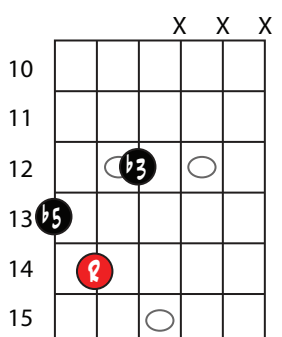
MAJ IV CHORD (F)



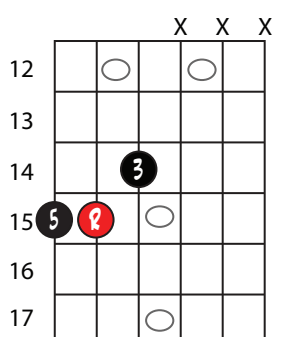
MAJ V CHORD (G)



MIN vi CHORD (Am)



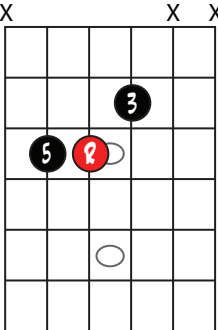
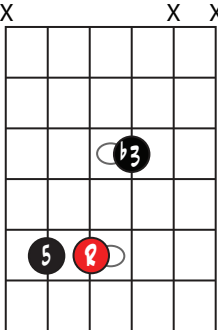
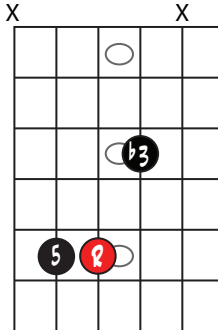
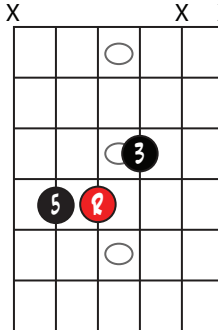
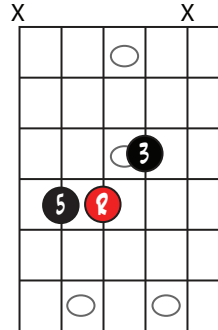
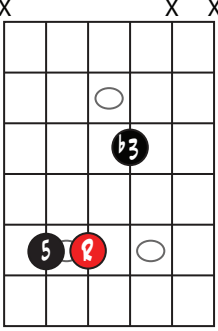
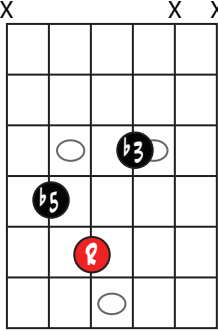
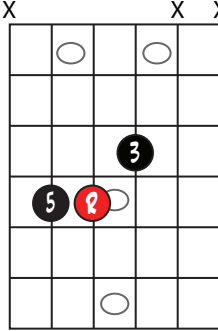
MIN vii CHORD (B^{dim})



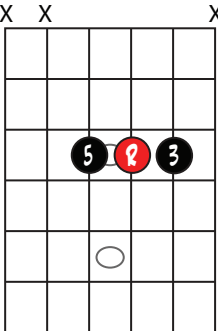
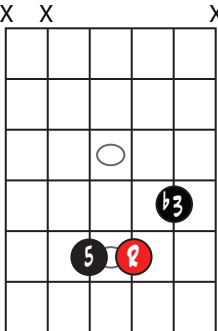
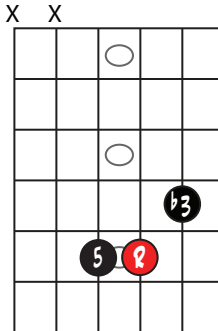
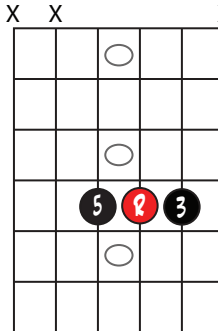
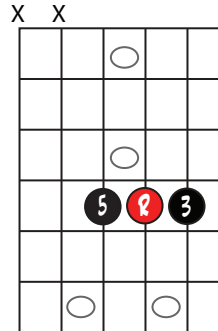
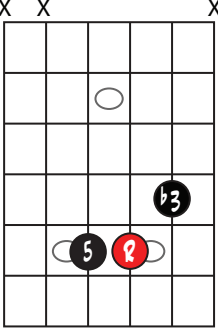
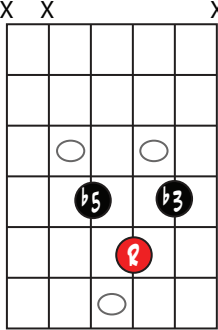
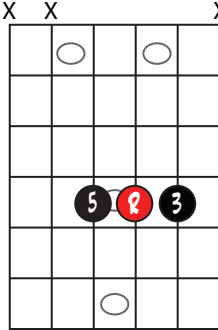
MAJ I CHORD (C)

HARMONIZED MAJOR SCALE WITH TRIADS (CONT)

2ND INVERSION 5, 4, 3 STRINGS (KEY OF F)

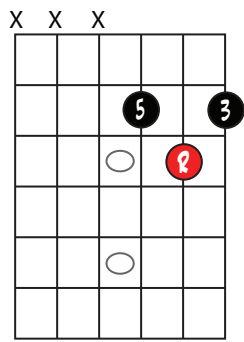
 <p>MAJ I CHORD (F)</p>	 <p>MIN ii CHORD (Gm)</p>	 <p>MIN iii CHORD (Am)</p>	 <p>MAJ IV CHORD (B^b)</p>	 <p>MAJ V CHORD (C)</p>
 <p>MIN vi CHORD (Dm)</p>	 <p>MIN vii CHORD (E^{dim})</p>	 <p>MAJ I CHORD (C)</p>		

2ND INVERSION 4, 3, 2 STRINGS (KEY OF Bb)

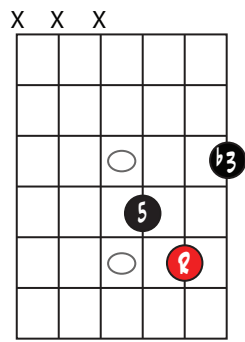
 <p>MAJ I CHORD (B^b)</p>	 <p>MIN ii CHORD (Cm)</p>	 <p>MIN iii CHORD (Dm)</p>	 <p>MAJ IV CHORD (E^b)</p>	 <p>MAJ V CHORD (F)</p>
 <p>MIN vi CHORD (Gm)</p>	 <p>MIN vii CHORD (A^{dim})</p>	 <p>MAJ I CHORD (B^b)</p>		

HARMONIZED MAJOR SCALE WITH TRIADS (CONT)

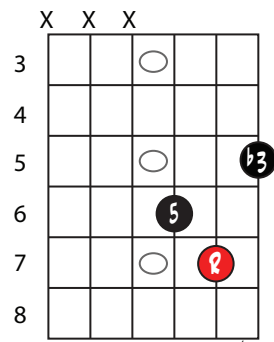
2ND INVERSION 3, 2, 1 STRINGS (KEY OF D)



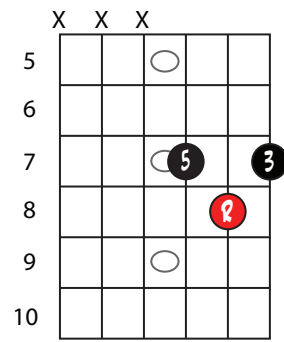
MAJ I CHORD (D)



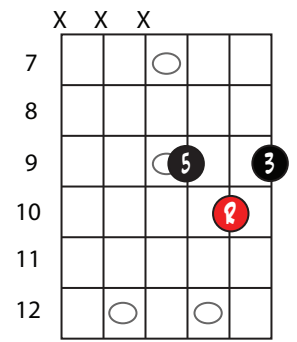
MIN ii CHORD (EM)



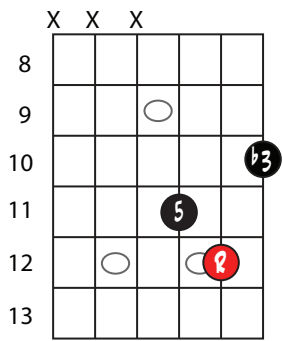
MIN iii CHORD (F#M)



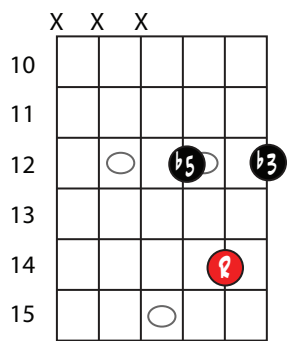
MAJ IV CHORD (G)



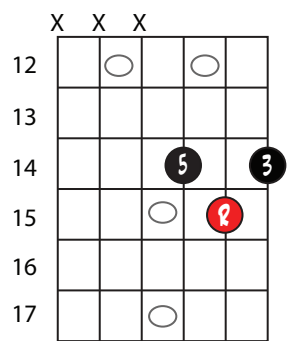
MAJ V CHORD (A)



MIN vi CHORD (Bm)



MIN vii CHORD (C#DIM)



MAJ I CHORD (D)

HARMONIZED MAJOR SCALE WITH INTERVALS

EXAMPLES OF SCALE HARMONIZED WITH INTERVALS

3RDS 6, 5 STRINGS (KEY OF G)

Diagram 1: Fret 3, 5th string (3), 6th string (?).
 Diagram 2: Fret 4, 5th string (b3), 6th string (?).
 Diagram 3: Fret 5, 5th string (b3), 6th string (?).
 Diagram 4: Fret 7, 5th string (3), 6th string (?).
 Diagram 5: Fret 9, 5th string (3), 6th string (?).
 Diagram 6: Fret 10, 5th string (b3), 6th string (?).
 Diagram 7: Fret 12, 5th string (3), 6th string (?).
 Diagram 8: Fret 14, 5th string (3), 6th string (?).
 Diagram 9: Fret 15, 5th string (?), 6th string (?).
 Diagram 10: Fret 17, 5th string (?), 6th string (?).

3RDS 5, 4 STRINGS (KEY OF C)

Diagram 1: Fret 3, 5th string (3), 4th string (?).
 Diagram 2: Fret 4, 5th string (b3), 4th string (?).
 Diagram 3: Fret 5, 5th string (b3), 4th string (?).
 Diagram 4: Fret 7, 5th string (3), 4th string (?).
 Diagram 5: Fret 9, 5th string (3), 4th string (?).
 Diagram 6: Fret 10, 5th string (b3), 4th string (?).
 Diagram 7: Fret 12, 5th string (3), 4th string (?).
 Diagram 8: Fret 14, 5th string (3), 4th string (?).
 Diagram 9: Fret 15, 5th string (?), 4th string (?).
 Diagram 10: Fret 17, 5th string (?), 4th string (?).

HARMONIZED MAJOR SCALE WITH INTERVALS (CONT)

EXAMPLES OF SCALE HARMONIZED WITH INTERVALS

3RDS 4, 3 STRINGS (KEY OF F)

3RDS 3, 2 STRINGS (KEY OF B^b)

HARMONIZED MAJOR SCALE WITH INTERVALS (CONT)

EXAMPLES OF SCALE HARMONIZED WITH INTERVALS

3RDS 2, 1 STRINGS (KEY OF D)

Diagram 1: Fret 3. Intervals: 2 (3rd string, 2nd fret), 3 (4th string, 3rd fret).

Diagram 2: Fret 4. Intervals: 2 (3rd string, 4th fret), 3 (4th string, 4th fret).

Diagram 3: Fret 5. Intervals: 2 (3rd string, 5th fret), 3 (4th string, 5th fret).

Diagram 4: Fret 6. Intervals: 2 (3rd string, 6th fret), 3 (4th string, 6th fret).

Diagram 5: Fret 7. Intervals: 2 (3rd string, 7th fret), 3 (4th string, 7th fret).

Diagram 6: Fret 8. Intervals: 2 (3rd string, 8th fret), 3 (4th string, 8th fret).

Diagram 7: Fret 9. Intervals: 2 (3rd string, 9th fret), 3 (4th string, 9th fret).

Diagram 8: Fret 10. Intervals: 2 (3rd string, 10th fret), 3 (4th string, 10th fret).

Diagram 9: Fret 11. Intervals: 2 (3rd string, 11th fret), 3 (4th string, 11th fret).

Diagram 10: Fret 12. Intervals: 2 (3rd string, 12th fret), 3 (4th string, 12th fret).

Diagram 11: Fret 13. Intervals: 2 (3rd string, 13th fret), 3 (4th string, 13th fret).

Diagram 12: Fret 14. Intervals: 2 (3rd string, 14th fret), 3 (4th string, 14th fret).

Diagram 13: Fret 15. Intervals: 2 (3rd string, 15th fret), 3 (4th string, 15th fret).

4THS 6, 5 STRINGS (KEY OF F)

Diagram 1: Fret 4. Intervals: 4 (5th string, 4th fret), #4 (6th string, 4th fret).

Diagram 2: Fret 5. Intervals: 4 (5th string, 5th fret), #4 (6th string, 5th fret).

Diagram 3: Fret 6. Intervals: 4 (5th string, 6th fret), #4 (6th string, 6th fret).

Diagram 4: Fret 7. Intervals: 4 (5th string, 7th fret), #4 (6th string, 7th fret).

Diagram 5: Fret 8. Intervals: 4 (5th string, 8th fret), #4 (6th string, 8th fret).

Diagram 6: Fret 9. Intervals: 4 (5th string, 9th fret), #4 (6th string, 9th fret).

Diagram 7: Fret 10. Intervals: 4 (5th string, 10th fret), #4 (6th string, 10th fret).

Diagram 8: Fret 11. Intervals: 4 (5th string, 11th fret), #4 (6th string, 11th fret).

Diagram 9: Fret 12. Intervals: 4 (5th string, 12th fret), #4 (6th string, 12th fret).

Diagram 10: Fret 13. Intervals: 4 (5th string, 13th fret), #4 (6th string, 13th fret).

Diagram 11: Fret 14. Intervals: 4 (5th string, 14th fret), #4 (6th string, 14th fret).

Diagram 12: Fret 15. Intervals: 4 (5th string, 15th fret), #4 (6th string, 15th fret).

Diagram 13: Fret 16. Intervals: 4 (5th string, 16th fret), #4 (6th string, 16th fret).

HARMONIZED MAJOR SCALE WITH INTERVALS (CONT)

EXAMPLES OF SCALE HARMONIZED WITH INTERVALS

4THS 5, 4 STRINGS (KEY OF B^b)

12 guitar fretboard diagrams for the key of B^b, showing harmonized major scale patterns on strings 5 and 4. Each diagram is a 6-string grid with fret numbers 3-16 on the y-axis and string numbers 1-6 on the x-axis. 'X' marks indicate fretted strings. Red circles with a '2' and black circles with a '4' indicate the intervals between the 2nd and 4th strings. Open circles represent other notes in the scale.

4THS 4, 3 STRINGS (KEY OF E)

12 guitar fretboard diagrams for the key of E, showing harmonized major scale patterns on strings 4 and 3. Each diagram is a 6-string grid with fret numbers 3-16 on the y-axis and string numbers 1-6 on the x-axis. 'X' marks indicate fretted strings. Red circles with a '2' and black circles with a '4' indicate the intervals between the 2nd and 4th strings. Open circles represent other notes in the scale.

HARMONIZED MAJOR SCALE WITH INTERVALS (CONT)

EXAMPLES OF SCALE HARMONIZED WITH INTERVALS

4THS 3, 2 STRINGS (KEY OF A)

Diagram 1: Fret 3, strings 3 and 2. Notes: 3rd fret string 3 (2), 4th fret string 2 (4).

Diagram 2: Fret 4, strings 3 and 2. Notes: 4th fret string 3 (2), 5th fret string 2 (4).

Diagram 3: Fret 5, strings 3 and 2. Notes: 5th fret string 3 (2), 6th fret string 2 (4).

Diagram 4: Fret 6, strings 3 and 2. Notes: 6th fret string 3 (2), 7th fret string 2 (4).

Diagram 5: Fret 7, strings 3 and 2. Notes: 7th fret string 3 (2), 8th fret string 2 (4).

Diagram 6: Fret 8, strings 3 and 2. Notes: 8th fret string 3 (2), 9th fret string 2 (4).

Diagram 7: Fret 9, strings 3 and 2. Notes: 9th fret string 3 (2), 10th fret string 2 (4).

Diagram 8: Fret 10, strings 3 and 2. Notes: 10th fret string 3 (2), 11th fret string 2 (4).

Diagram 9: Fret 11, strings 3 and 2. Notes: 11th fret string 3 (2), 12th fret string 2 (4).

Diagram 10: Fret 12, strings 3 and 2. Notes: 12th fret string 3 (2), 13th fret string 2 (4).

Diagram 11: Fret 13, strings 3 and 2. Notes: 13th fret string 3 (2), 14th fret string 2 (4).

Diagram 12: Fret 14, strings 3 and 2. Notes: 14th fret string 3 (2), 15th fret string 2 (4).

4THS 2, 1 STRINGS (KEY OF C)

Diagram 1: Fret 3, strings 2 and 1. Notes: 3rd fret string 2 (2), 4th fret string 1 (4).

Diagram 2: Fret 4, strings 2 and 1. Notes: 4th fret string 2 (2), 5th fret string 1 (4).

Diagram 3: Fret 5, strings 2 and 1. Notes: 5th fret string 2 (2), 6th fret string 1 (4).

Diagram 4: Fret 6, strings 2 and 1. Notes: 6th fret string 2 (2), 7th fret string 1 (4).

Diagram 5: Fret 7, strings 2 and 1. Notes: 7th fret string 2 (2), 8th fret string 1 (4).

Diagram 6: Fret 8, strings 2 and 1. Notes: 8th fret string 2 (2), 9th fret string 1 (4).

Diagram 7: Fret 9, strings 2 and 1. Notes: 9th fret string 2 (2), 10th fret string 1 (4).

Diagram 8: Fret 10, strings 2 and 1. Notes: 10th fret string 2 (2), 11th fret string 1 (4).

Diagram 9: Fret 11, strings 2 and 1. Notes: 11th fret string 2 (2), 12th fret string 1 (4).

Diagram 10: Fret 12, strings 2 and 1. Notes: 12th fret string 2 (2), 13th fret string 1 (4).

Diagram 11: Fret 13, strings 2 and 1. Notes: 13th fret string 2 (2), 14th fret string 1 (4).

Diagram 12: Fret 14, strings 2 and 1. Notes: 14th fret string 2 (2), 15th fret string 1 (4).

HARMONIZED MAJOR SCALE WITH INTERVALS (CONT)

EXAMPLES OF SCALE HARMONIZED WITH INTERVALS

7THS 6, 4 STRINGS (KEY OF F)

Diagram 1: Fret 3. Root (7) on 6th string, b7 on 4th string. Notes: F, G, A, Bb, C, D, E, F.

Diagram 2: Fret 5. Root (7) on 6th string, b7 on 4th string. Notes: F, G, A, Bb, C, D, E, F.

Diagram 3: Fret 7. Root (7) on 6th string, b7 on 4th string. Notes: F, G, A, Bb, C, D, E, F.

Diagram 4: Fret 9. Root (7) on 6th string, b7 on 4th string. Notes: F, G, A, Bb, C, D, E, F.

Diagram 5: Fret 11. Root (7) on 6th string, b7 on 4th string. Notes: F, G, A, Bb, C, D, E, F.

Diagram 6: Fret 13. Root (7) on 6th string, b7 on 4th string. Notes: F, G, A, Bb, C, D, E, F.

Diagram 7: Fret 15. Root (7) on 6th string, b7 on 4th string. Notes: F, G, A, Bb, C, D, E, F.

7THS 5, 3 STRINGS (KEY OF Bb)

Diagram 1: Fret 3. Root (7) on 5th string, b7 on 3rd string. Notes: Bb, C, D, Eb, F, G, A, Bb.

Diagram 2: Fret 5. Root (7) on 5th string, b7 on 3rd string. Notes: Bb, C, D, Eb, F, G, A, Bb.

Diagram 3: Fret 7. Root (7) on 5th string, b7 on 3rd string. Notes: Bb, C, D, Eb, F, G, A, Bb.

Diagram 4: Fret 9. Root (7) on 5th string, b7 on 3rd string. Notes: Bb, C, D, Eb, F, G, A, Bb.

Diagram 5: Fret 11. Root (7) on 5th string, b7 on 3rd string. Notes: Bb, C, D, Eb, F, G, A, Bb.

Diagram 6: Fret 13. Root (7) on 5th string, b7 on 3rd string. Notes: Bb, C, D, Eb, F, G, A, Bb.

Diagram 7: Fret 15. Root (7) on 5th string, b7 on 3rd string. Notes: Bb, C, D, Eb, F, G, A, Bb.

HARMONIZED MAJOR SCALE WITH INTERVALS (CONT)

EXAMPLES OF SCALE HARMONIZED WITH INTERVALS

7TH 4, 2 STRINGS (KEY OF E^b)

12 guitar fretboard diagrams for the 7th 4, 2 strings in the key of E^b major. Each diagram shows a 4-string fretboard with fret numbers 3-8, 4-9, 5-10, 6-11, 7-12, 8-13, 9-14, 10-15, 11-16, 12-17, and 13-18. Red circles with the number '2' indicate the second string, and black circles with the number '7' indicate the seventh string. Open circles represent natural harmonics. 'X' marks above the strings indicate muted strings. The diagrams show various positions and intervals between the 2nd and 7th strings.

7TH 3, 1 STRINGS (KEY OF A^b)

12 guitar fretboard diagrams for the 7th 3, 1 strings in the key of A^b major. Each diagram shows a 4-string fretboard with fret numbers 3-8, 4-9, 5-10, 6-11, 7-12, 8-13, 9-14, 10-15, 11-16, 12-17, and 13-18. Red circles with the number '2' indicate the second string, and black circles with the number '7' indicate the seventh string. Open circles represent natural harmonics. 'X' marks above the strings indicate muted strings. The diagrams show various positions and intervals between the 2nd and 7th strings.

PART 3

LESSON 1 - 7TH CHORDS

LESSON 2 - 7TH CHORDS CONSTRUCTION

LESSON 3 - CLOSE POSITION 7TH CHORDS

LESSON 4 - DROP 2 CHORDS

LESSON 5 - DROP 3 CHORDS

LESSON 6 - DIMINISHED 7TH CHORD INVERSIONS**NO CHARTS. SEE VIDEO

LESSON 7 - MAJ⁷ TO DOM⁷ TO M⁷ TO M^{7b5} TO DIM⁷

LESSON 8 - DIATONIC MAJOR SCALE WITH 7TH CHORDS

LESSON 9 - HARMONIZED MAJOR SCALE WITH 7TH CHORDS

LESSON 10 - HARMONIZED MAJOR SCALE WITH DROP2 & DROP3 CHORDS

LESSON 11 - MAJOR SCALE CHORD PROGRESSIONS WITH 7TH CHORDS

LESSON 12 - FIND KEYS OF CHORD PROGRESSIONS WITH 7TH CHORDS

**NO CHARTS. SEE VIDEO

LESSON 13 - RELATIVE MINOR CHORD PROGRESSIONS

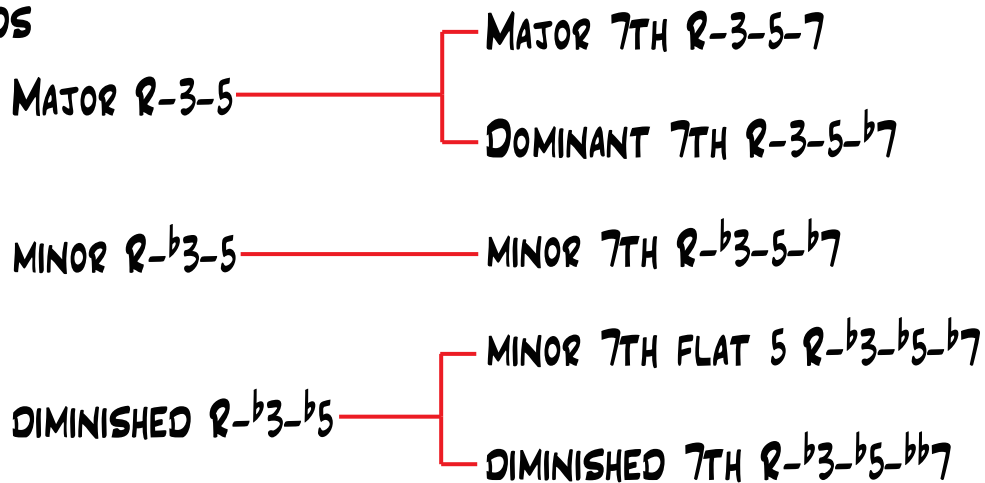
LESSON 14 - SHELL VOICINGS

LESSON 15 - HARMONIZED MAJOR SCALE WITH SHELL VOICINGS

LESSON 16 - DROP 2&4 CHORDS

7TH CHORDS

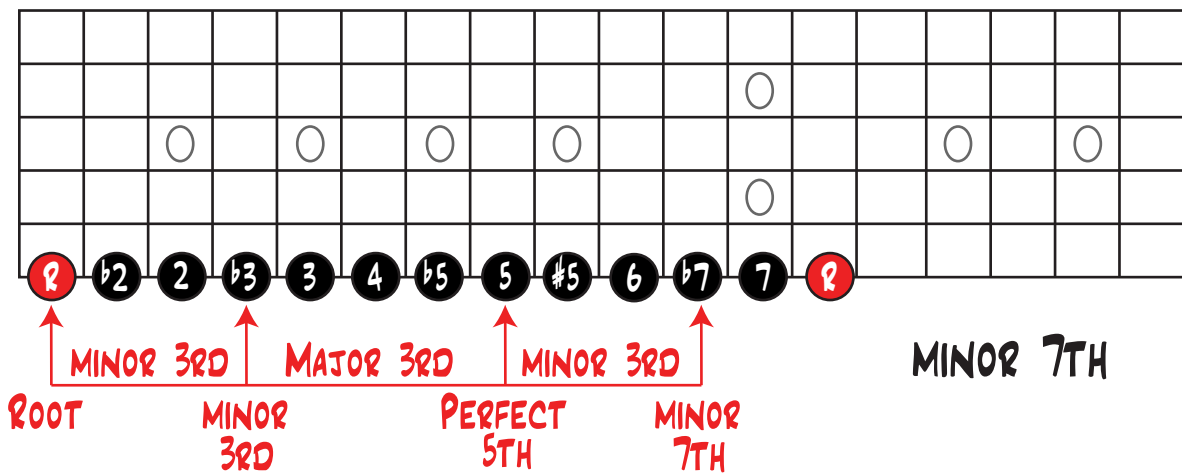
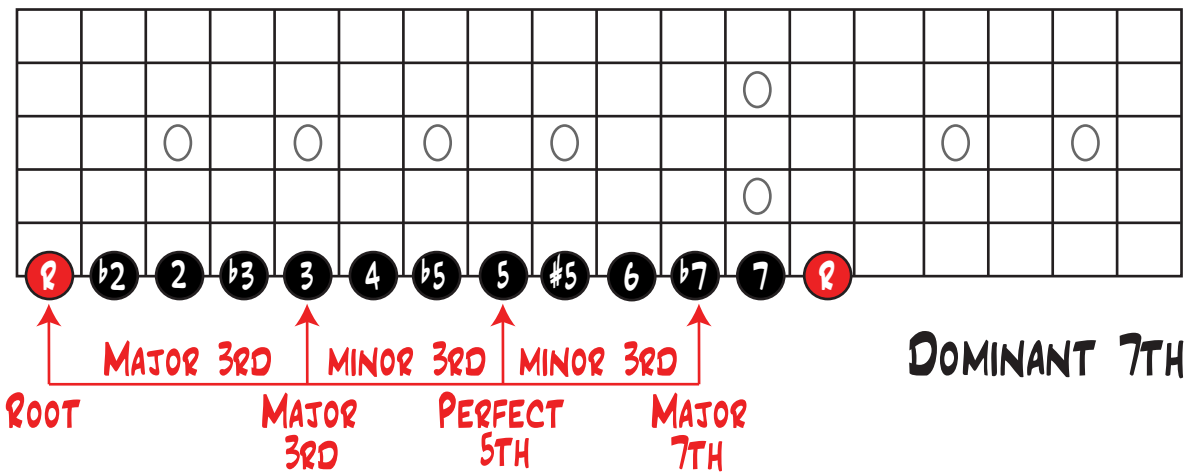
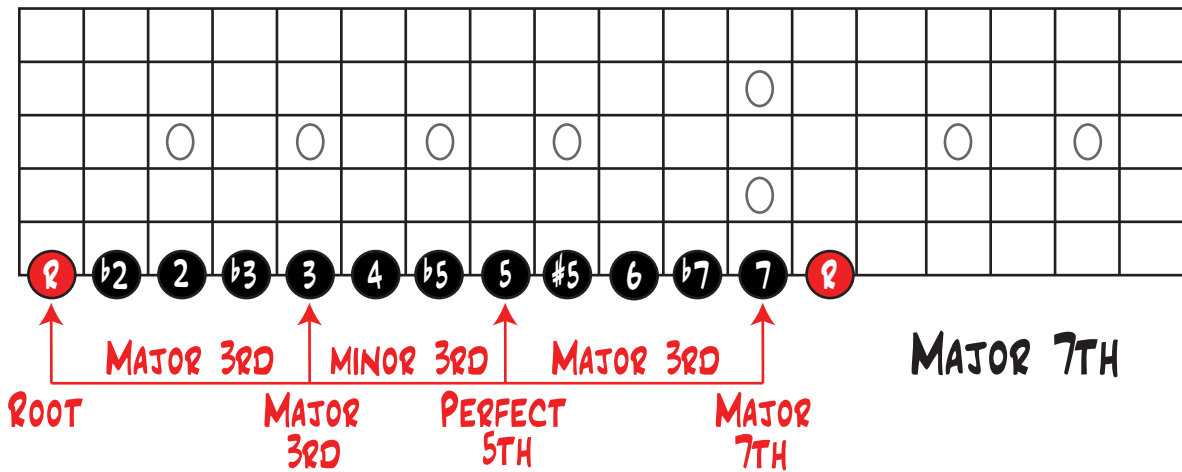
TRIADS



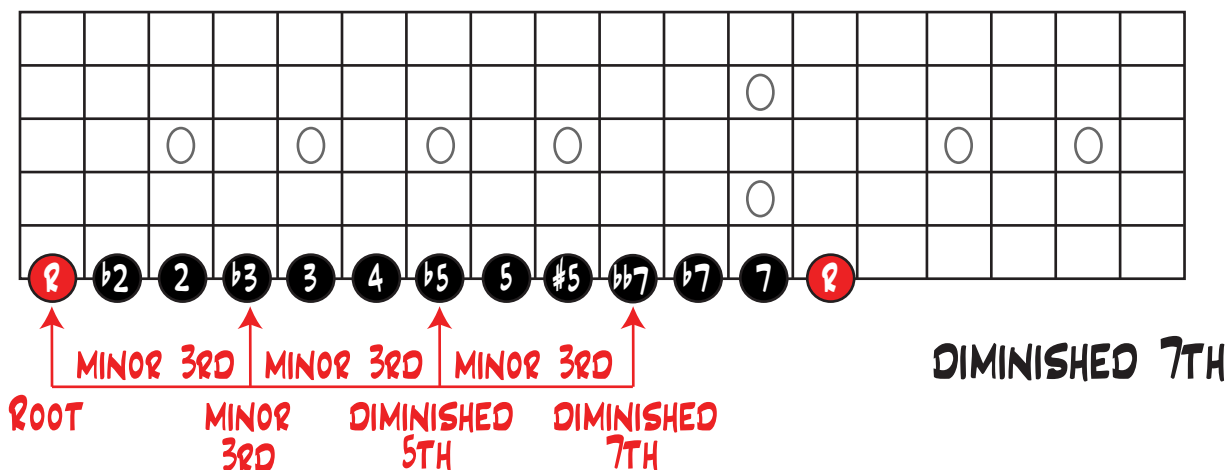
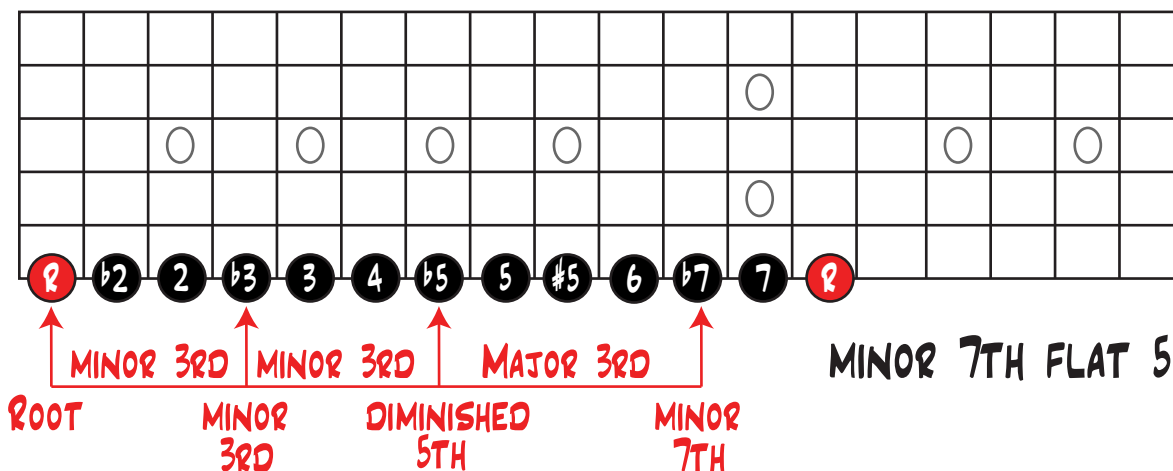
TURNING TRIADS INTO 7TH CHORDS

CHORD NAME	FORMULA	COMMON CHORD SYMBOLS (IN C)
MAJOR 7TH	$R-3-5-7$	C_{MAJ}^7 C^M $C^{\Delta 7}$ C^{Δ}
DOMINANT 7TH	$R-3-5-b7$	C^7
MINOR 7TH	$R-b3-5-b7$	C^m C_{MI}^7 $C-7$
MINOR 7TH FLAT 5 OR HALF DIMINISHED	$R-b3-b5-b7$	C^{7b5} C_{MI}^{7b5} $C-7b5$ C°
DIMINISHED 7TH OR DIMINISHED	$R-b3-b5-bb7$	C_{DIM}^7 C° $C^{\circ 7}$ C_{DIM}

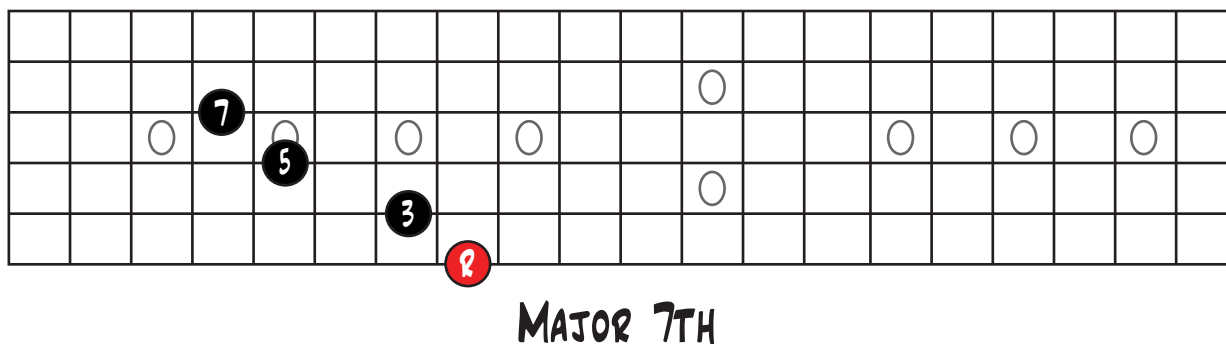
7TH CHORDS CONSTRUCTION



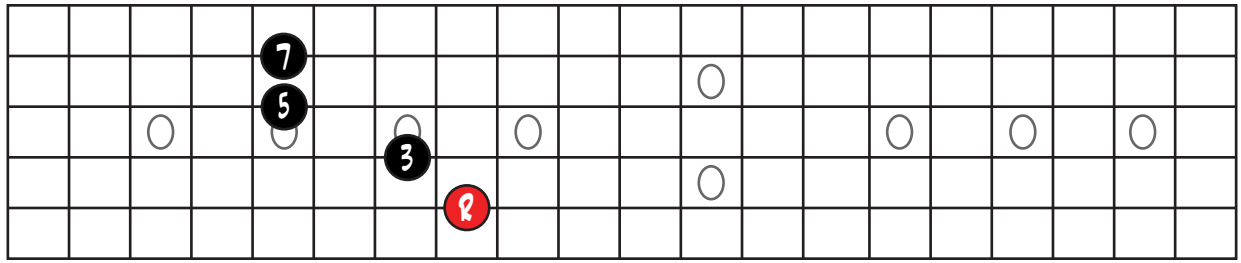
7TH CHORDS CONSTRUCTION (CONT)



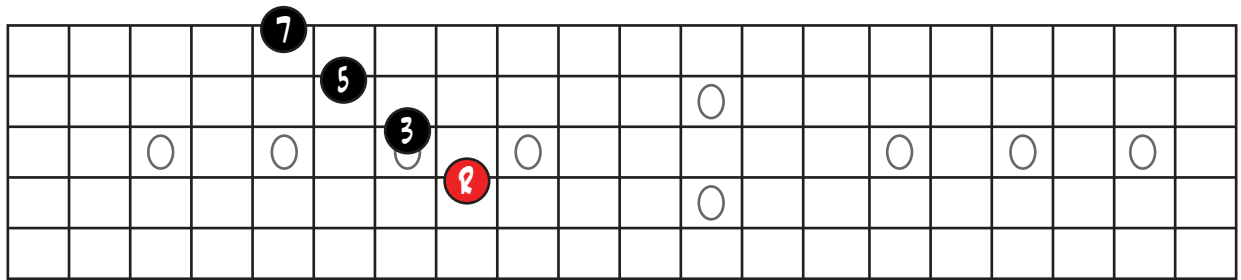
CLOSE POSITION 7TH CHORDS



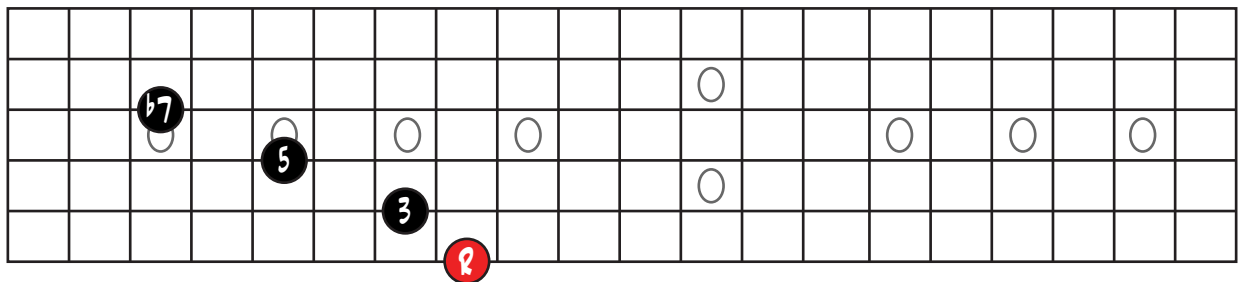
CLOSE POSITION 7TH CHORDS (CONT)



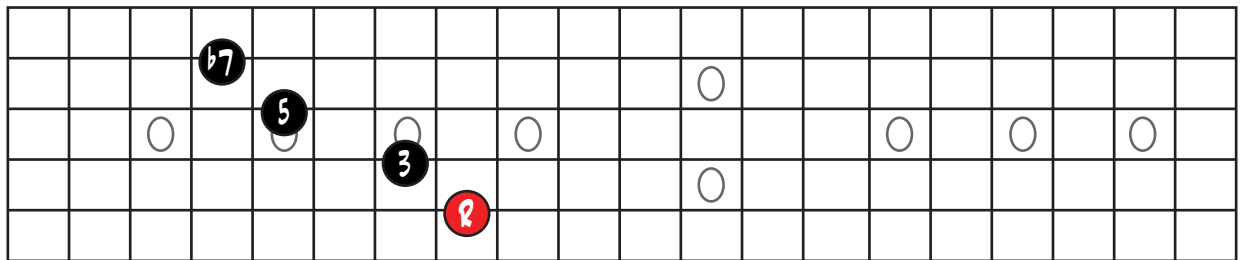
MAJOR 7TH



MAJOR 7TH

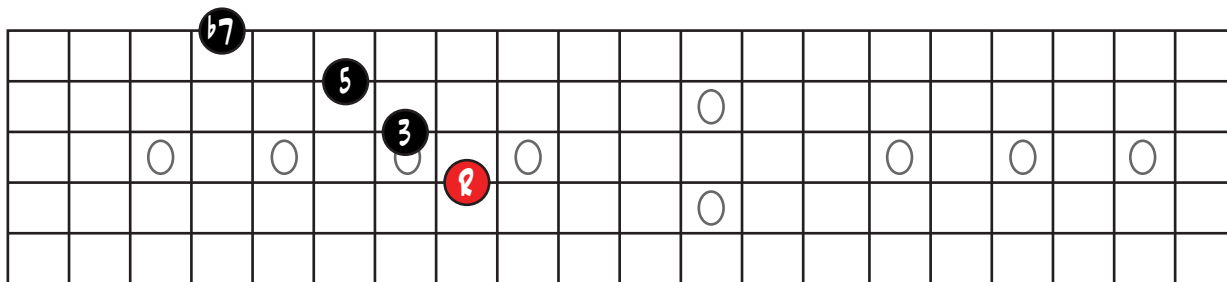


DOMINANT 7TH

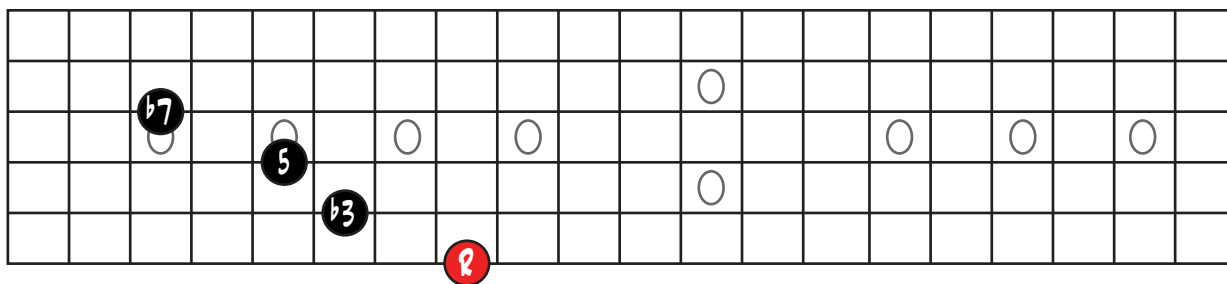


DOMINANT 7TH

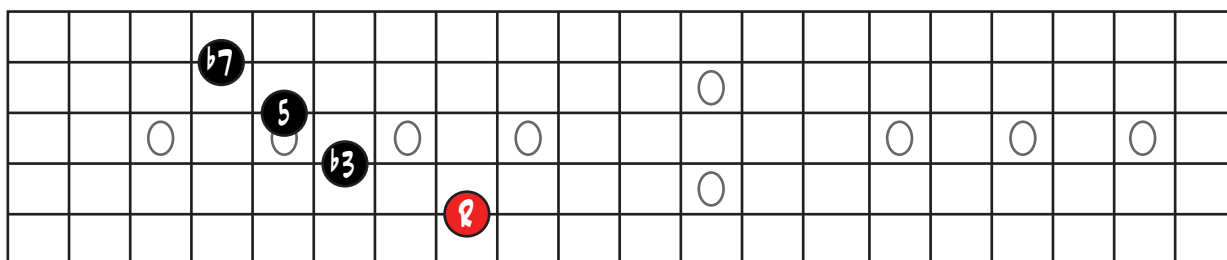
CLOSE POSITION 7TH CHORDS (CONT)



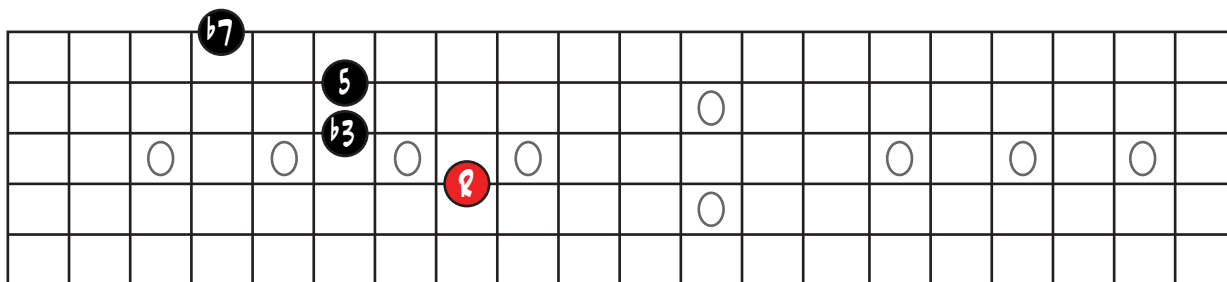
DOMINANT 7TH



MINOR 7TH

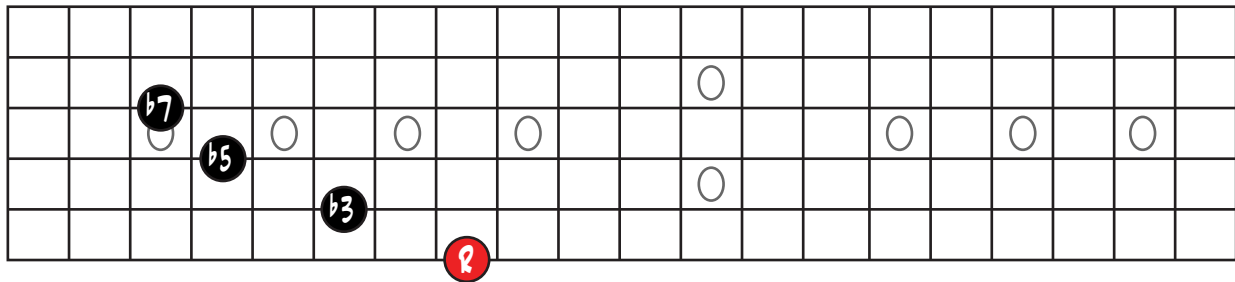


MINOR 7TH

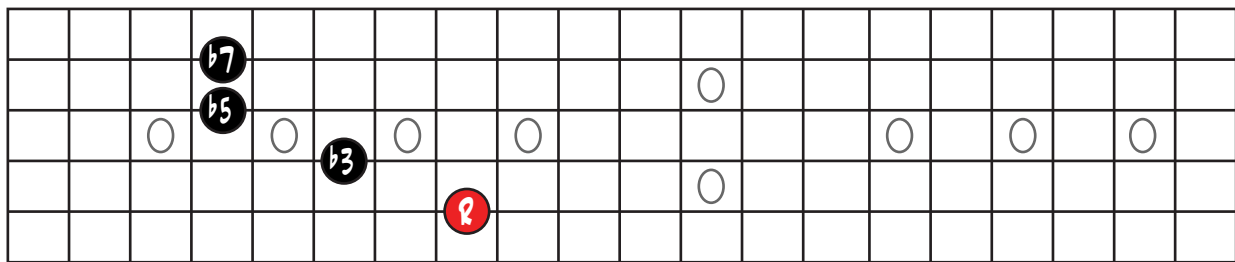


MINOR 7TH

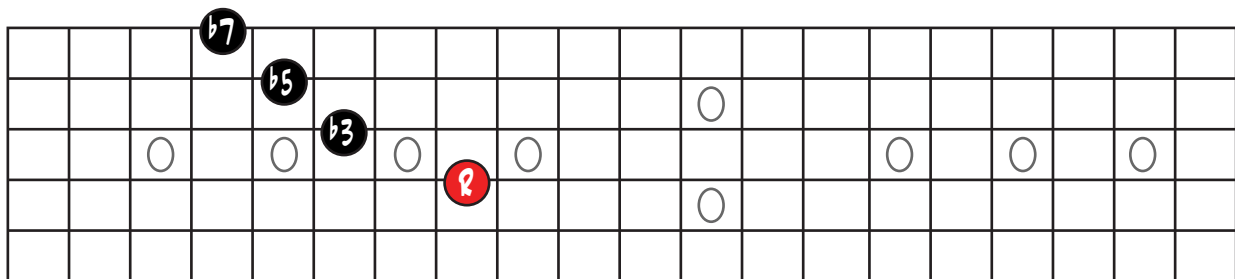
CLOSE POSITION 7TH CHORDS (CONT)



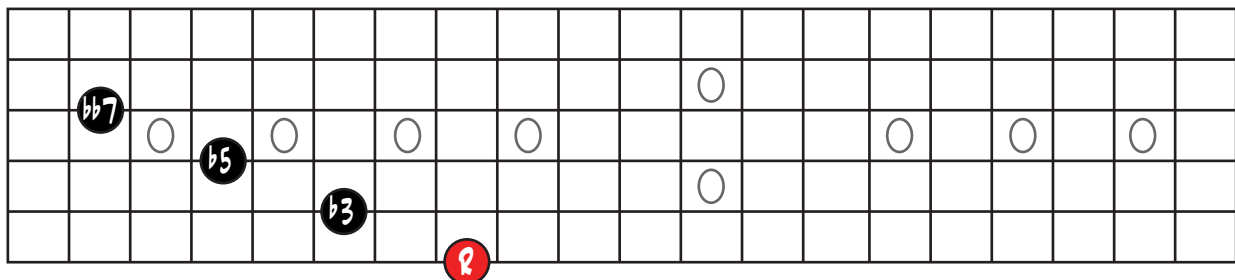
MINOR 7TH FLAT 5



MINOR 7TH FLAT 5

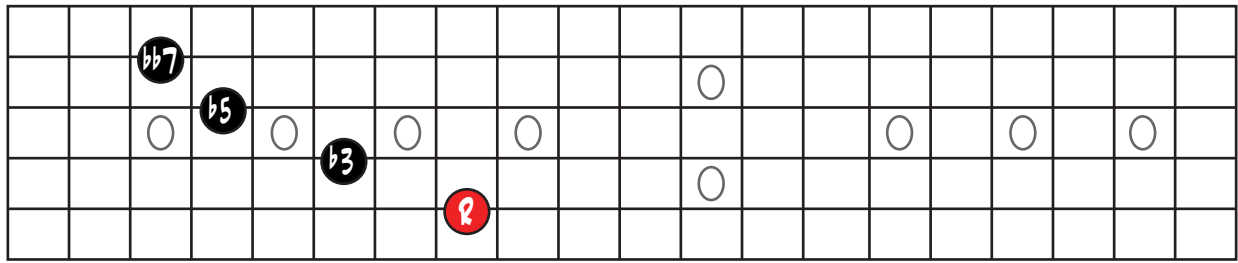


MINOR 7TH FLAT 5

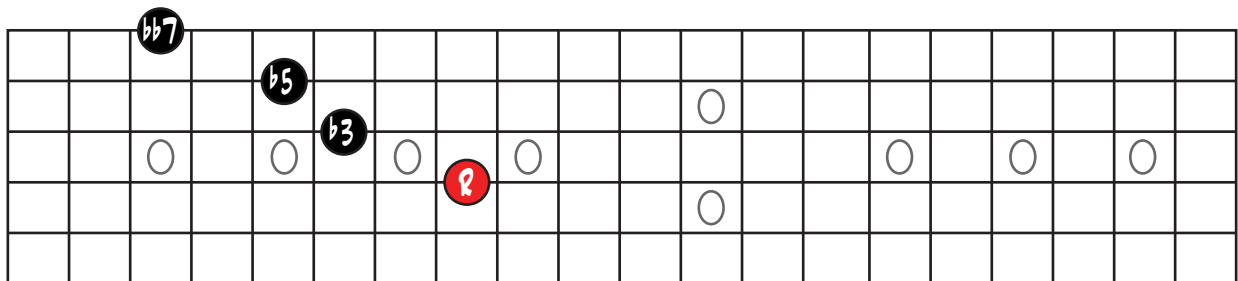


DIMINISHED 7TH

CLOSE POSITION 7TH CHORDS (CONT)



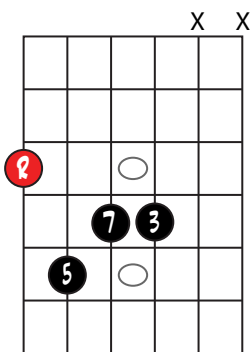
DIMINISHED 7TH



DIMINISHED 7TH

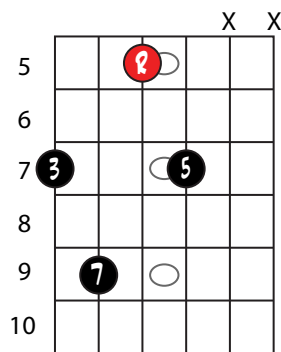
DROP 2 CHORDS

G_{MAJ}7



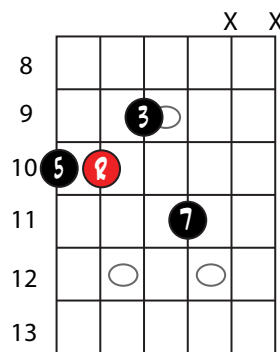
ROOT POSITION
6,5,4,3 STRINGS

G_{MAJ}7



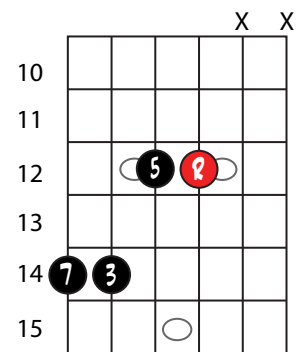
1ST INVERSION
6,5,4,3 STRINGS

G_{MAJ}7



2ND INVERSION
6,5,4,3 STRINGS

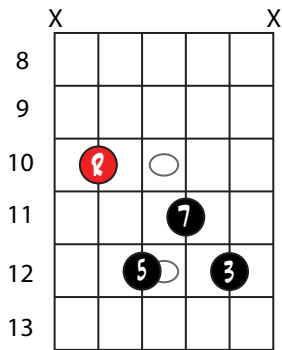
G_{MAJ}7



3RD INVERSION
6,5,4,3 STRINGS

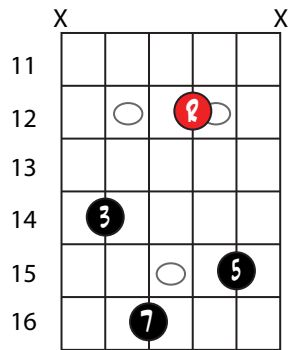
DROP 2 CHORDS (CONT)

G_{MAJ}7



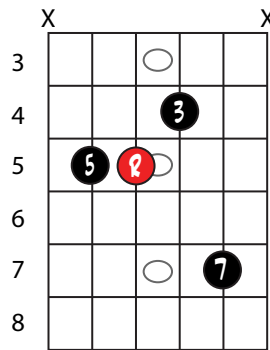
ROOT POSITION
5,4,3,2 STRINGS

G_{MAJ}7



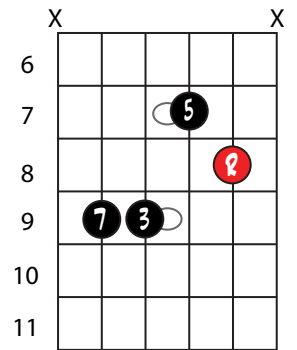
1ST INVERSION
5,4,3,2 STRINGS

G_{MAJ}7



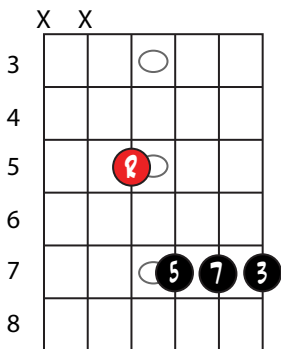
2ND INVERSION
5,4,3,2 STRINGS

G_{MAJ}7



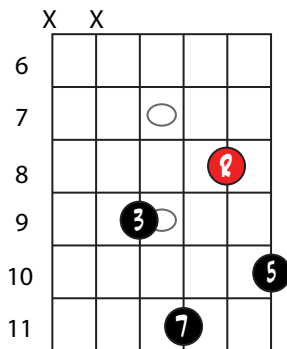
3RD INVERSION
5,4,3,2 STRINGS

G_{MAJ}7



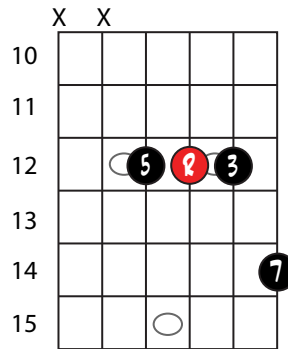
ROOT POSITION
4,3,2,1 STRINGS

G_{MAJ}7



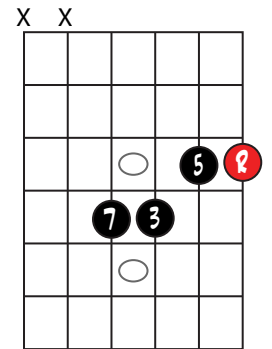
1ST INVERSION
4,3,2,1 STRINGS

G_{MAJ}7



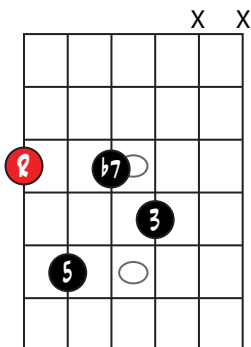
2ND INVERSION
4,3,2,1 STRINGS

G_{MAJ}7



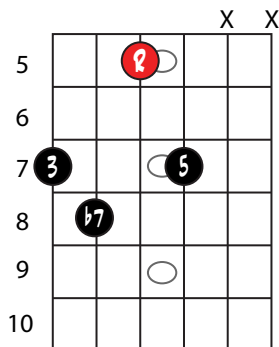
3RD INVERSION
4,3,2,1 STRINGS

G7



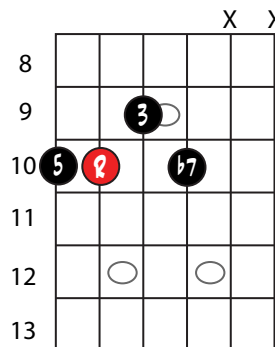
ROOT POSITION
6,5,4,3 STRINGS

G7



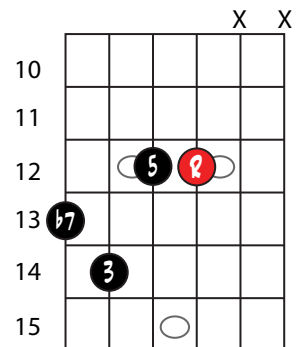
1ST INVERSION
6,5,4,3 STRINGS

G7



2ND INVERSION
6,5,4,3 STRINGS

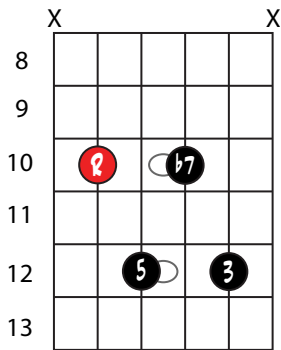
G7



3RD INVERSION
6,5,4,3 STRINGS

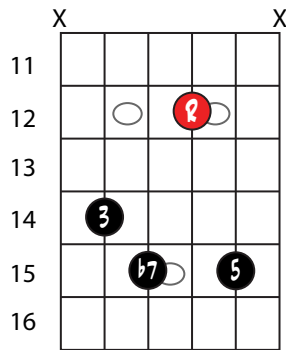
DROP 2 CHORDS (CONT)

G⁷



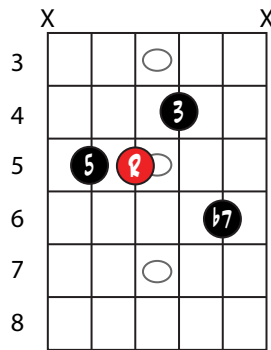
ROOT POSITION
5,4,3,2 STRINGS

G⁷



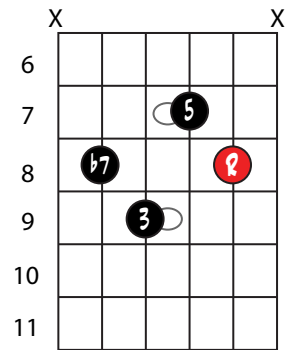
1ST INVERSION
5,4,3,2 STRINGS

G⁷



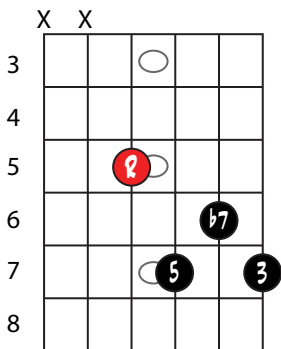
2ND INVERSION
5,4,3,2 STRINGS

G⁷



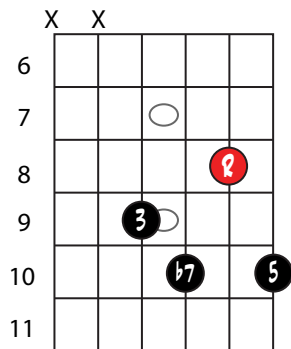
3RD INVERSION
5,4,3,2 STRINGS

G⁷



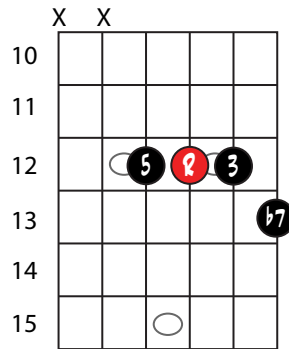
ROOT POSITION
4,3,2,1 STRINGS

G⁷



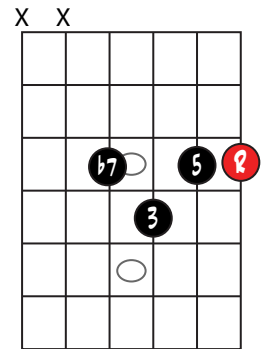
1ST INVERSION
4,3,2,1 STRINGS

G⁷



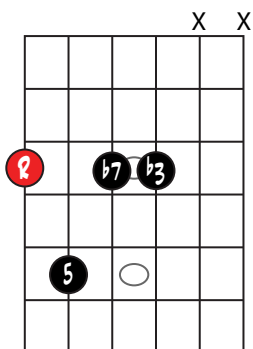
2ND INVERSION
4,3,2,1 STRINGS

G⁷



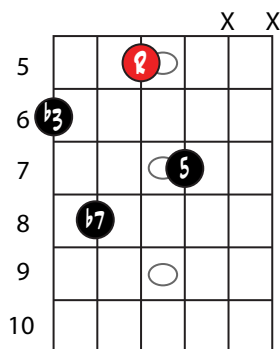
3RD INVERSION
4,3,2,1 STRINGS

G_M⁷



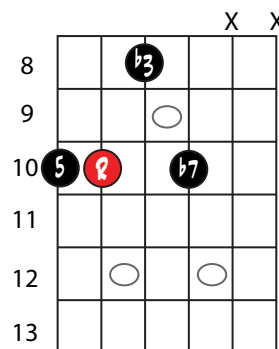
ROOT POSITION
6,5,4,3 STRINGS

G_M⁷



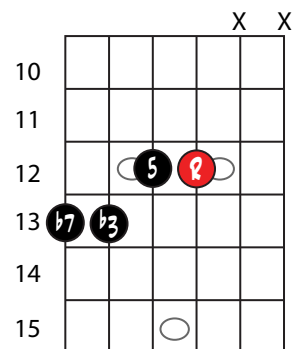
1ST INVERSION
6,5,4,3 STRINGS

G_M⁷



2ND INVERSION
6,5,4,3 STRINGS

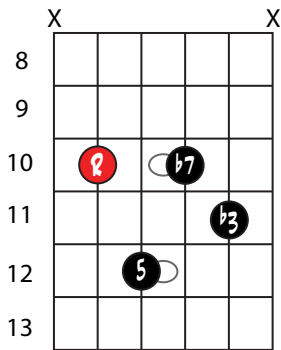
G_M⁷



3RD INVERSION
6,5,4,3 STRINGS

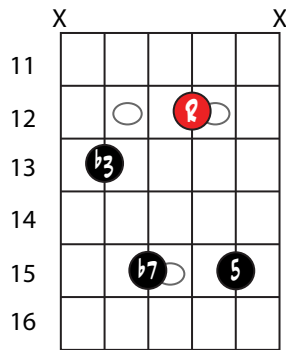
DROP 2 CHORDS (CONT)

G_M7



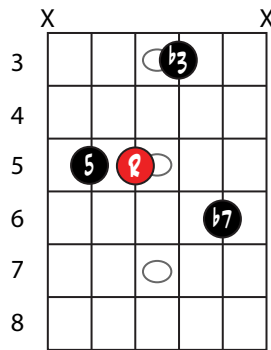
ROOT POSITION
5,4,3,2 STRINGS

G_M7



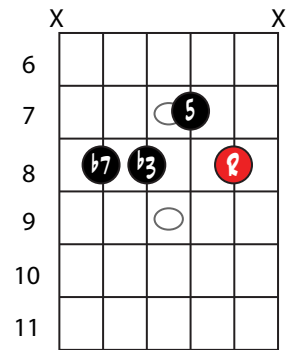
1ST INVERSION
5,4,3,2 STRINGS

G_M7



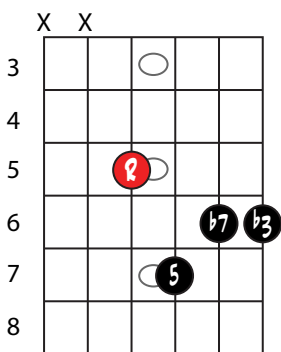
2ND INVERSION
5,4,3,2 STRINGS

G_M7



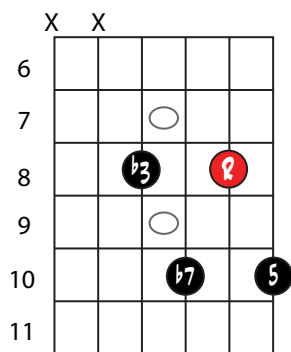
3RD INVERSION
5,4,3,2 STRINGS

G_M7



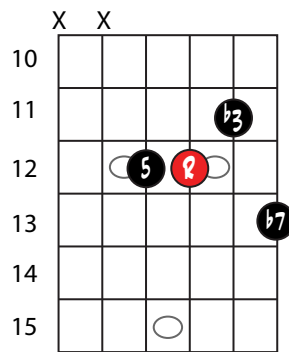
ROOT POSITION
4,3,2,1 STRINGS

G_M7



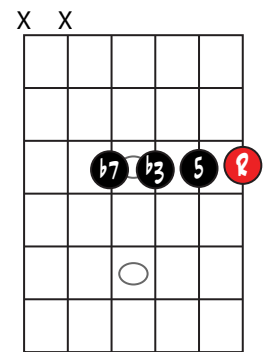
1ST INVERSION
4,3,2,1 STRINGS

G_M7



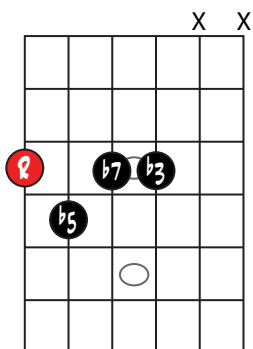
2ND INVERSION
4,3,2,1 STRINGS

G_M7



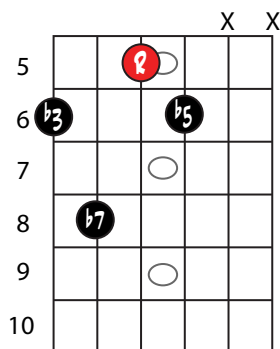
3RD INVERSION
4,3,2,1 STRINGS

G_M7^{b5}



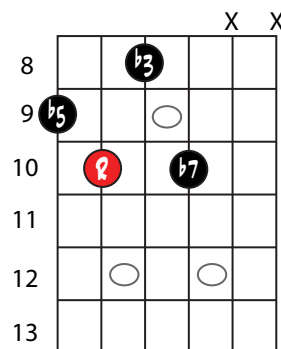
ROOT POSITION
6,5,4,3 STRINGS

G_M7^{b5}



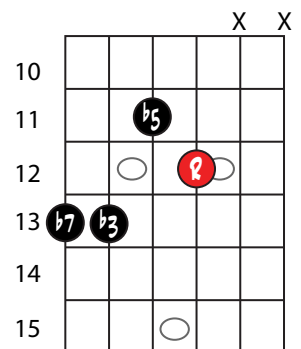
1ST INVERSION
6,5,4,3 STRINGS

G_M7^{b5}



2ND INVERSION
6,5,4,3 STRINGS

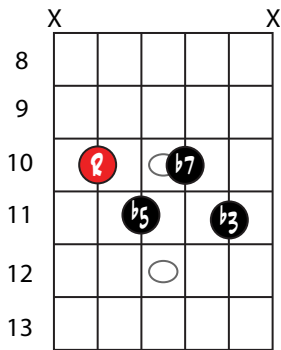
G_M7^{b5}



3RD INVERSION
6,5,4,3 STRINGS

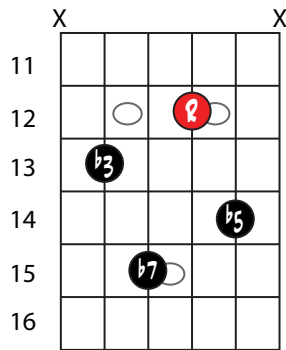
DROP 2 CHORDS (CONT)

G_M7^{b5}



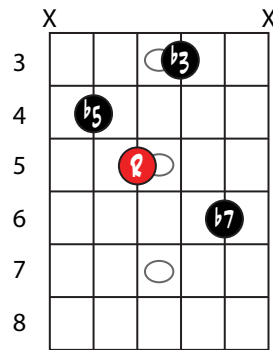
ROOT POSITION
5,4,3,2 STRINGS

G_M7^{b5}



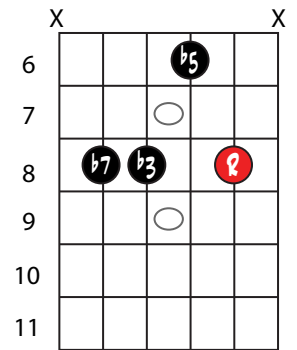
1ST INVERSION
5,4,3,2 STRINGS

G_M7^{b5}



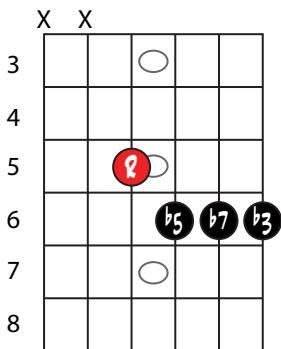
2ND INVERSION
5,4,3,2 STRINGS

G_M7^{b5}



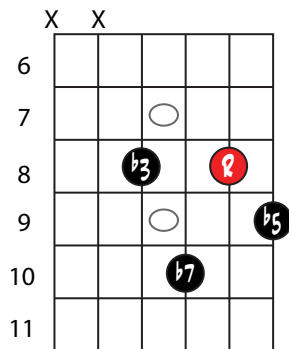
3RD INVERSION
5,4,3,2 STRINGS

G_M7^{b5}



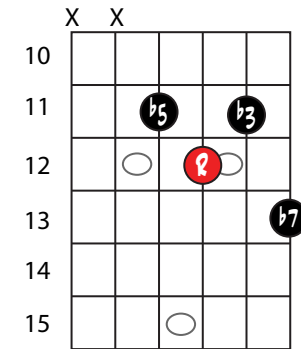
ROOT POSITION
4,3,2,1 STRINGS

G_M7^{b5}



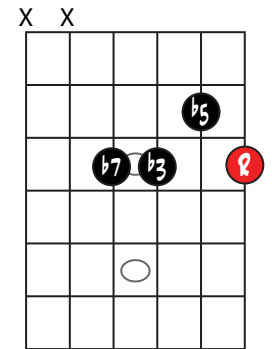
1ST INVERSION
4,3,2,1 STRINGS

G_M7^{b5}



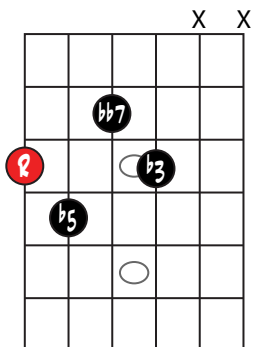
2ND INVERSION
4,3,2,1 STRINGS

G_M7^{b5}




3RD INVERSION
4,3,2,1 STRINGS

G_{DIM}7



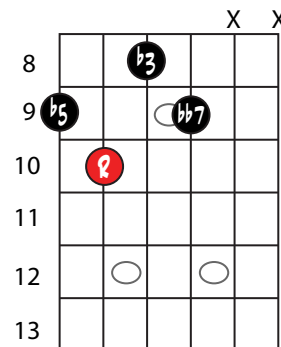
ROOT POSITION
6,5,4,3 STRINGS

G_{DIM}7



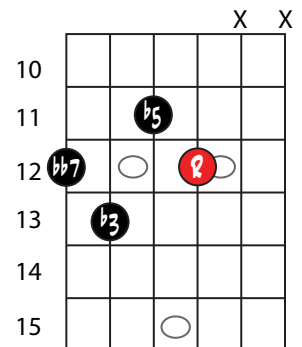
1ST INVERSION
6,5,4,3 STRINGS

G_{DIM}7



2ND INVERSION
6,5,4,3 STRINGS

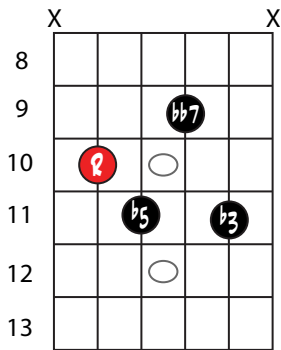
G_{DIM}7



3RD INVERSION
6,5,4,3 STRINGS

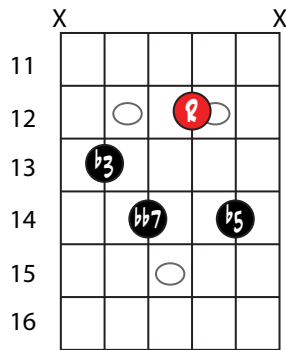
DROP 2 CHORDS (CONT)

G^{dim}7



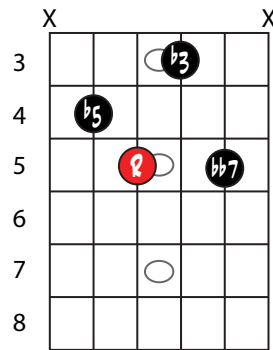
ROOT POSITION
5,4,3,2 STRINGS

G^{dim}7



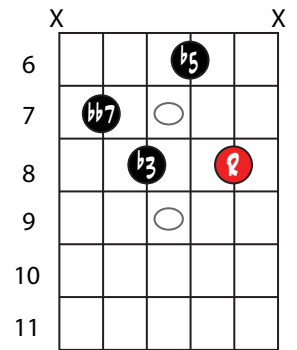
1ST INVERSION
5,4,3,2 STRINGS

G^{dim}7



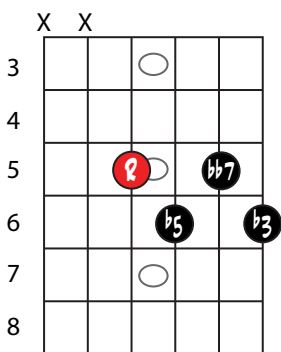
2ND INVERSION
5,4,3,2 STRINGS

G^{dim}7



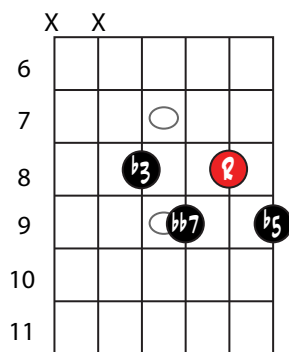
3RD INVERSION
5,4,3,2 STRINGS

G^{dim}7



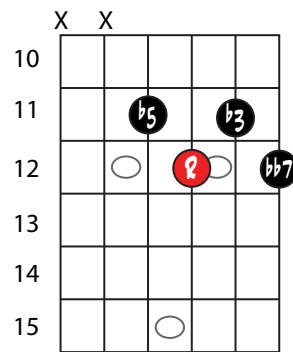
ROOT POSITION
4,3,2,1 STRINGS

G^{dim}7



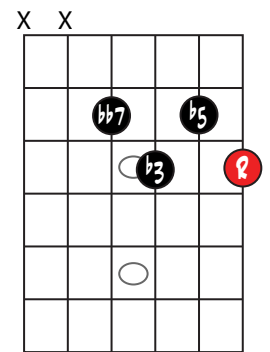
1ST INVERSION
4,3,2,1 STRINGS

G^{dim}7



2ND INVERSION
4,3,2,1 STRINGS

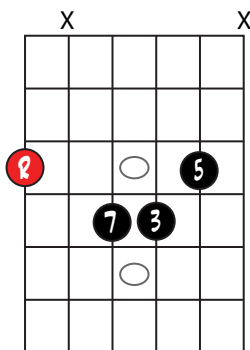
G^{dim}7



3RD INVERSION
4,3,2,1 STRINGS

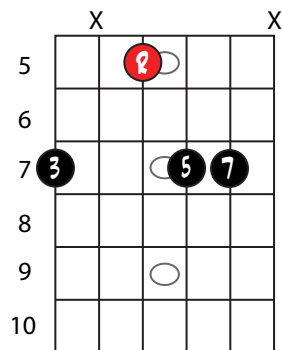
DROP 3 CHORDS

G^{MAJ}7



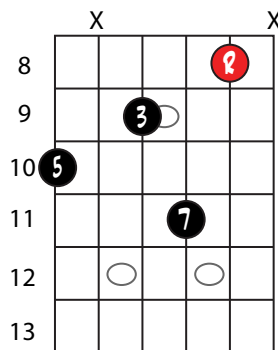
ROOT POSITION
6,4,3,2 STRINGS

G^{MAJ}7



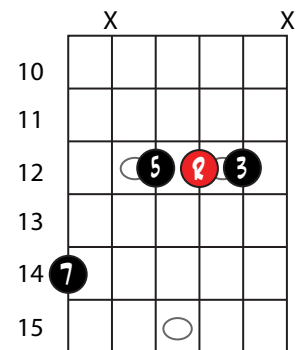
1ST INVERSION
6,4,3,2 STRINGS

G^{MAJ}7



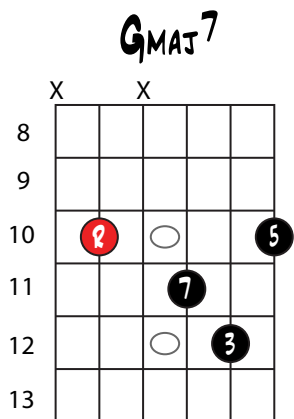
2ND INVERSION
6,4,3,2 STRINGS

G^{MAJ}7

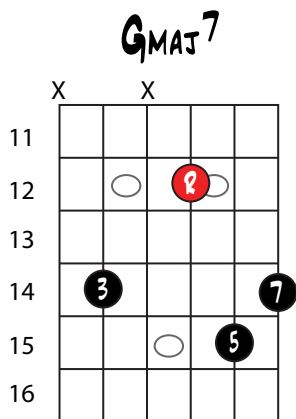


3RD INVERSION
6,4,3,2 STRINGS

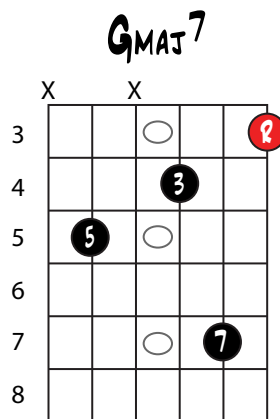
DROP 3 CHORDS (CONT)



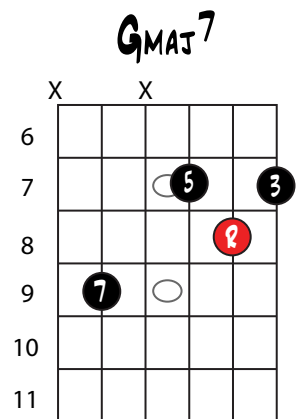
ROOT POSITION
5,3,2,1 STRINGS



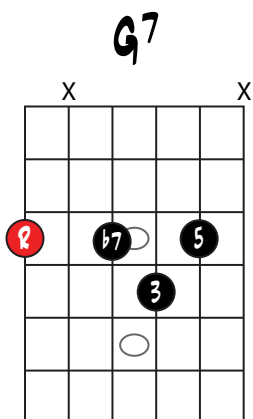
1ST INVERSION
5,3,2,1 STRINGS



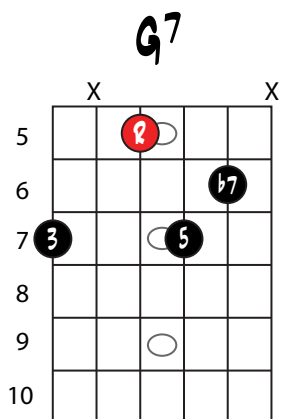
2ND INVERSION
5,3,2,1 STRINGS



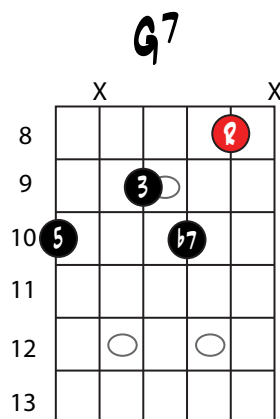
3RD INVERSION
5,3,2,1 STRINGS



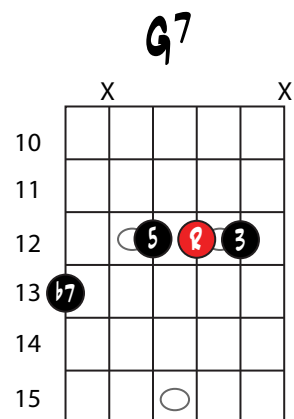
ROOT POSITION
6,4,3,2 STRINGS



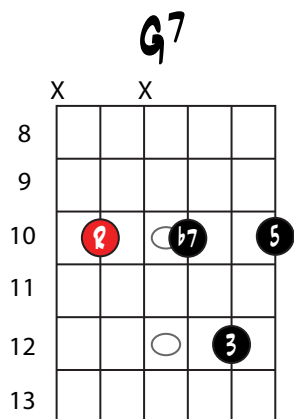
1ST INVERSION
6,4,3,2 STRINGS



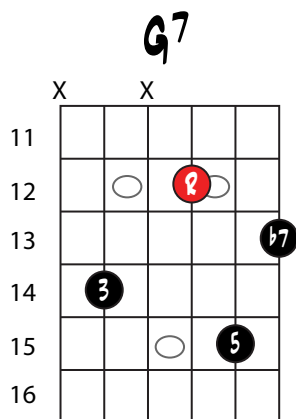
2ND INVERSION
6,4,3,2 STRINGS



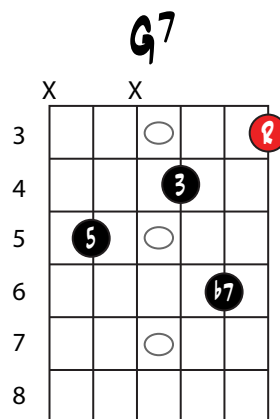
3RD INVERSION
6,4,3,1 STRINGS



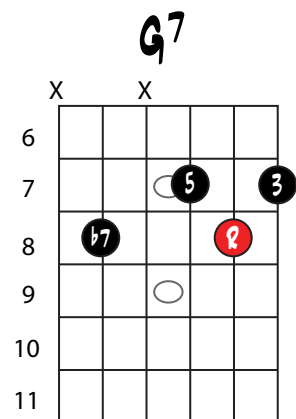
ROOT POSITION
5,3,2,1 STRINGS



1ST INVERSION
5,3,2,1 STRINGS



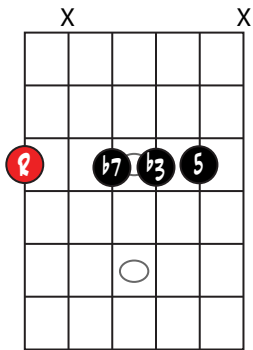
2ND INVERSION
5,3,2,1 STRINGS



3RD INVERSION
5,3,2,1 STRINGS

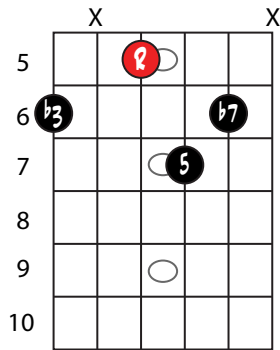
DROP 3 CHORDS (CONT)

G_M7



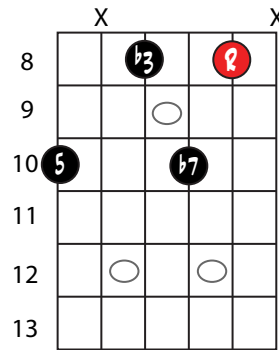
ROOT POSITION
6,4,3,2 STRINGS

G_M7



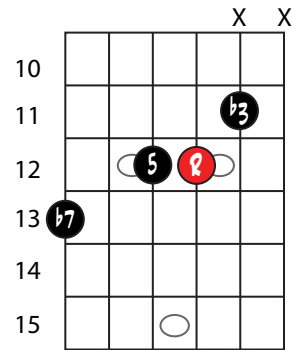
1ST INVERSION
6,4,3,2 STRINGS

G_M7



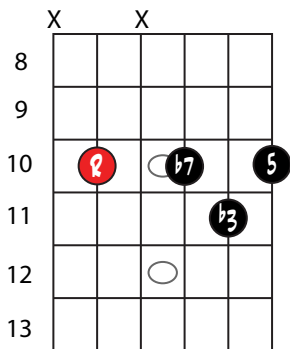
2ND INVERSION
6,4,3,2 STRINGS

G_M7



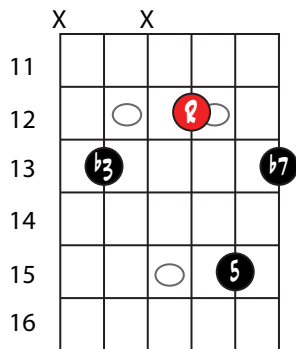
3RD INVERSION
6,4,3,2 STRINGS

G_M7



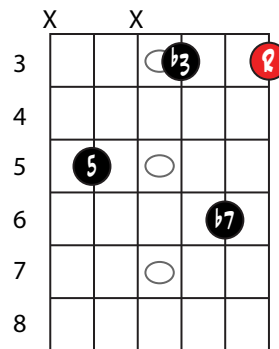
ROOT POSITION
5,3,2,1 STRINGS

G_M7



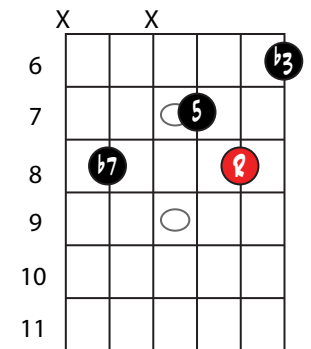
1ST INVERSION
5,3,2,1 STRINGS

G_M7



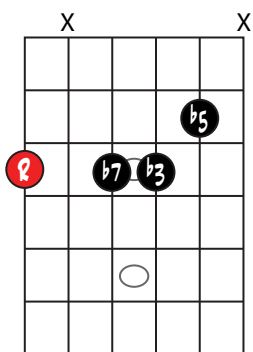
2ND INVERSION
5,3,2,1 STRINGS

G_M7



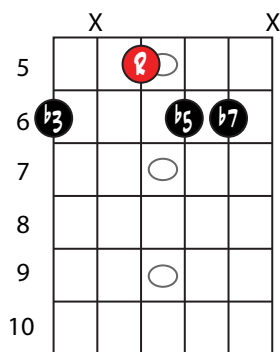
3RD INVERSION
5,3,2,1 STRINGS

G_M7^{b5}



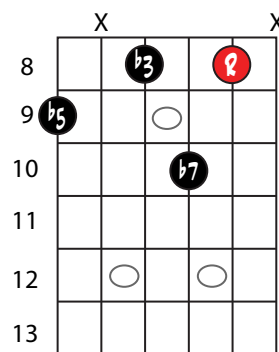
ROOT POSITION
6,4,3,2 STRINGS

G_M7^{b5}



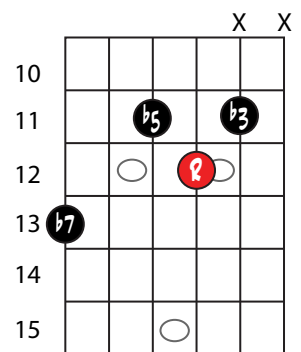
1ST INVERSION
6,4,3,2 STRINGS

G_M7^{b5}



2ND INVERSION
6,4,3,2 STRINGS

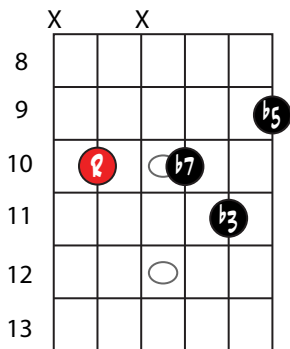
G_M7^{b5}



3RD INVERSION
6,4,3,2 STRINGS

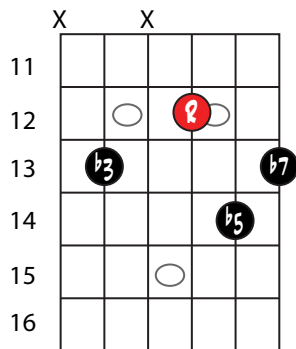
DROP 3 CHORDS (CONT)

G_M7^{b5}



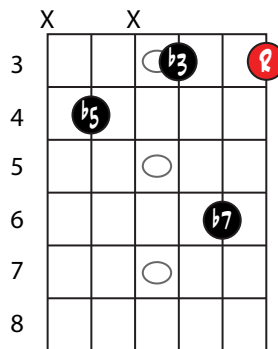
ROOT POSITION
5,3,2,1 STRINGS

G_M7^{b5}



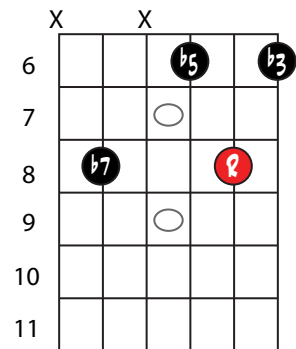
1ST INVERSION
5,3,2,1 STRINGS

G_M7^{b5}



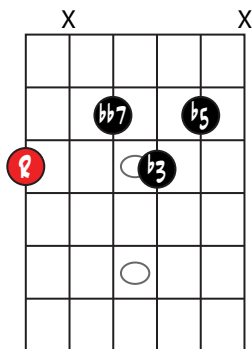
2ND INVERSION
5,3,2,1 STRINGS

G_M7^{b5}



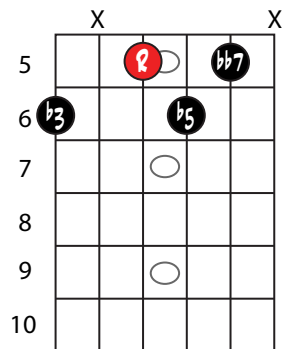
3RD INVERSION
5,3,2,1 STRINGS

G_{DIM}7



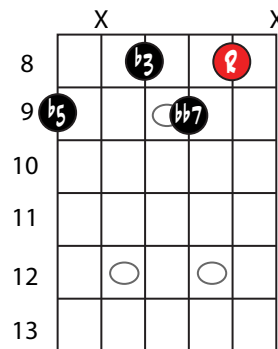
ROOT POSITION
6,4,3,2 STRINGS

G_{DIM}7



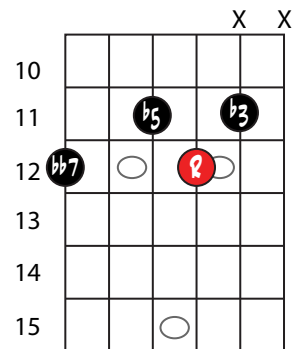
1ST INVERSION
6,4,3,2 STRINGS

G_{DIM}7



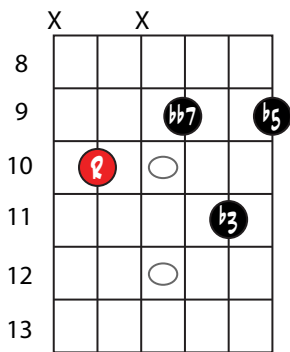
2ND INVERSION
6,4,3,2 STRINGS

G_M7^{b5}



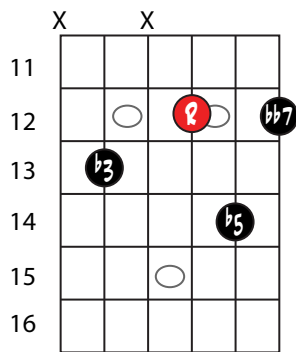
3RD INVERSION
6,4,3,2 STRINGS

G_{DIM}7



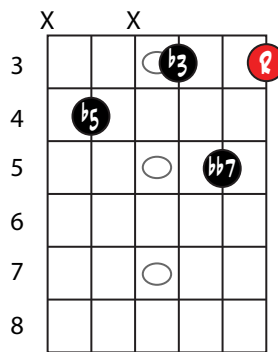
ROOT POSITION
5,3,2,1 STRINGS

G_{DIM}7



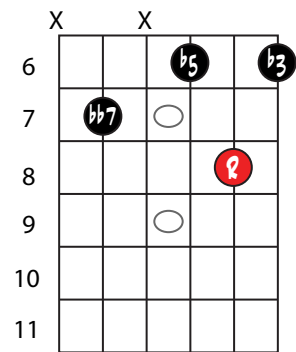
1ST INVERSION
5,3,2,1 STRINGS

G_{DIM}7



2ND INVERSION
5,3,2,1 STRINGS

G_{DIM}7


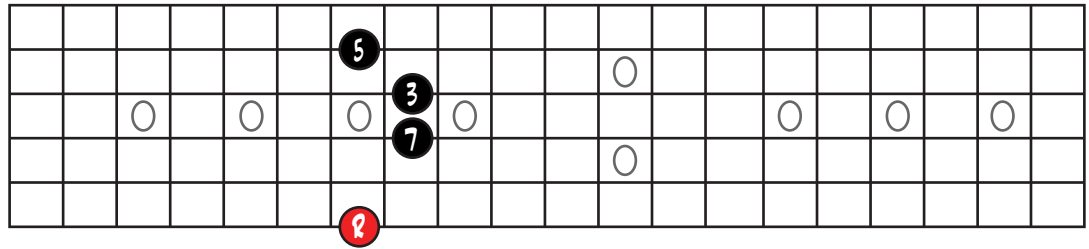


3RD INVERSION
5,3,2,1 STRINGS

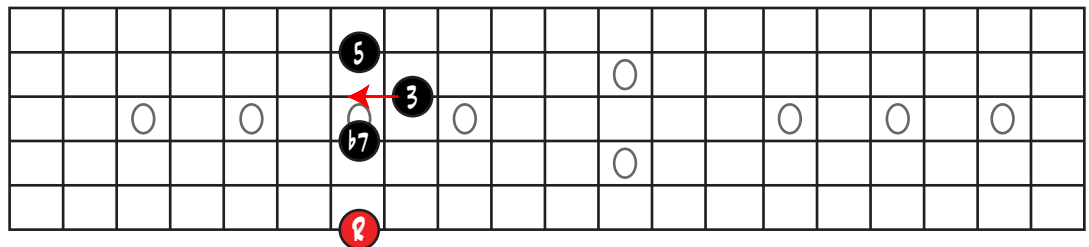
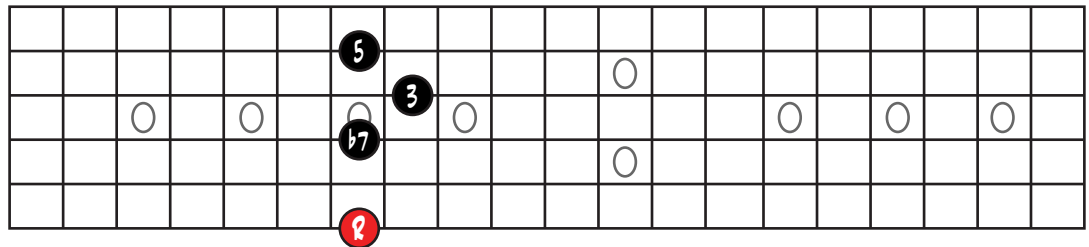
Maj⁷ - Dom⁷ - M⁷ - M^{7b5} - Dim⁷

****ALL EXAMPLES ARE SHOWN AS DROP 3 CHORDS IN ROOT POSITION STARTING ON THE 6TH STRING, BUT CAN BE APPLIED TO DROP 2 CHORDS, ANY INVERSION, AND STARTING ON ANY STRING AS WELL**

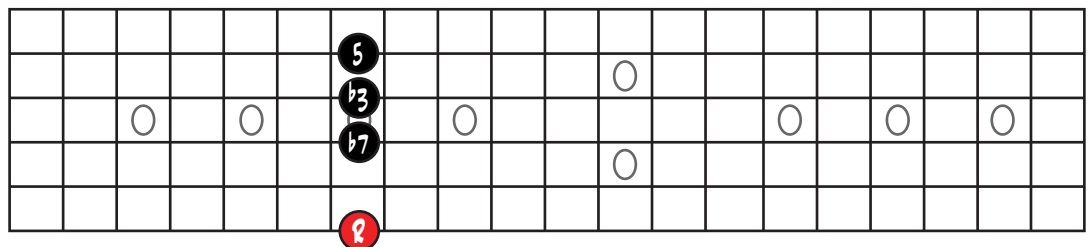
DROP 3 Maj⁷



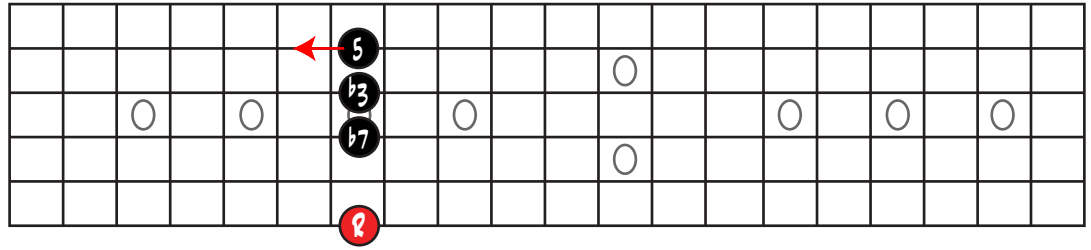
DROP 3 Dom⁷





DROP 3 M⁷




Maj⁷ - Dom⁷ - M⁷ - M^{7b5} - Dim⁷ (CONT)



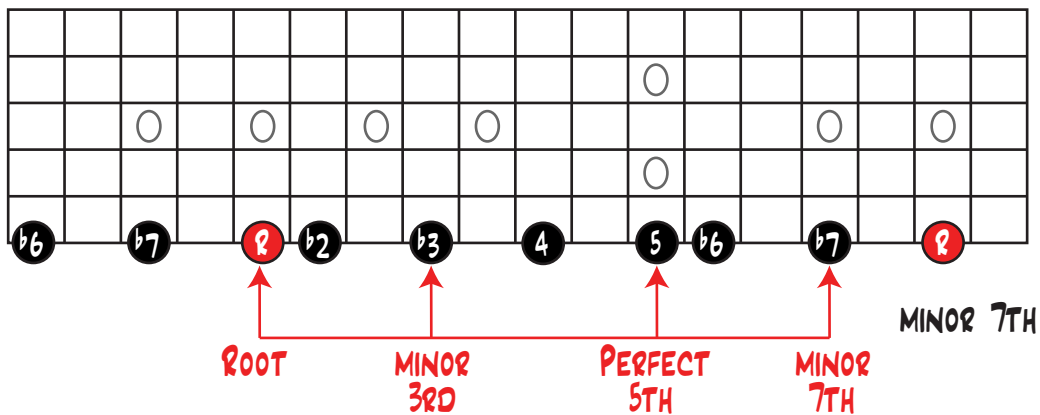
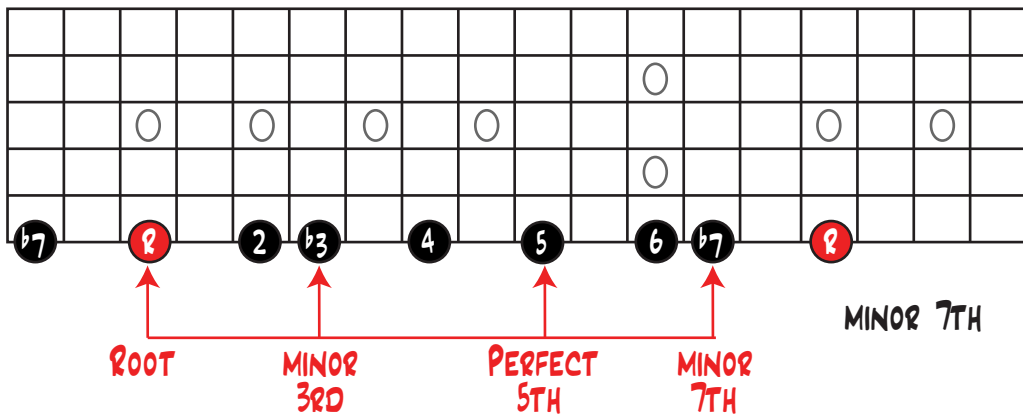
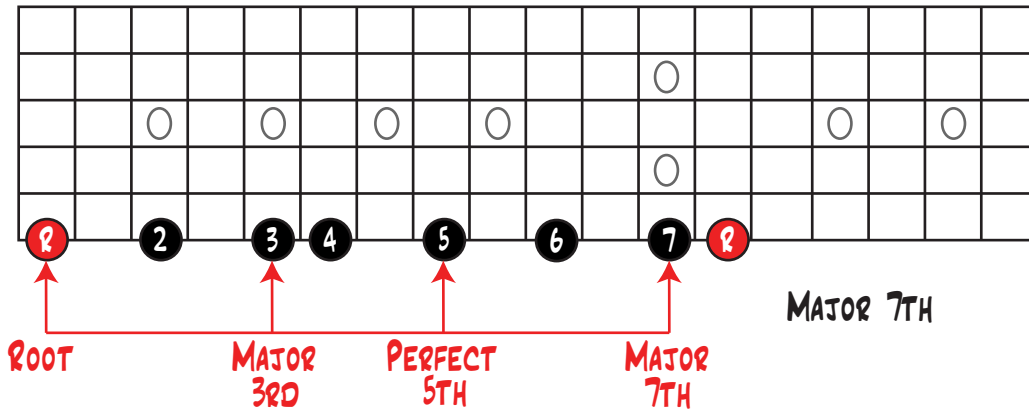
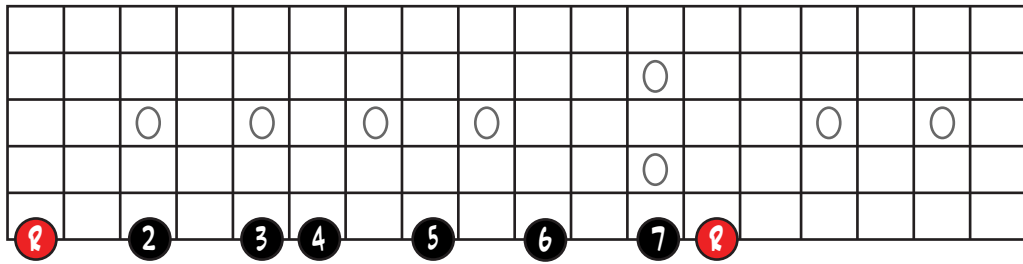
DROP 3 M^{7b5}



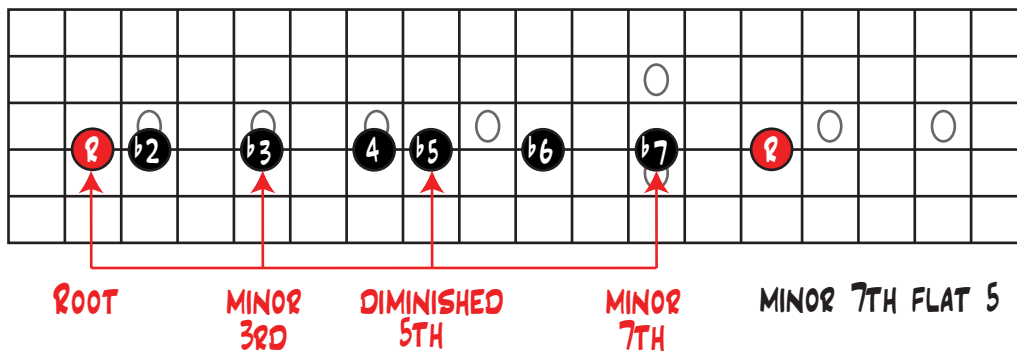
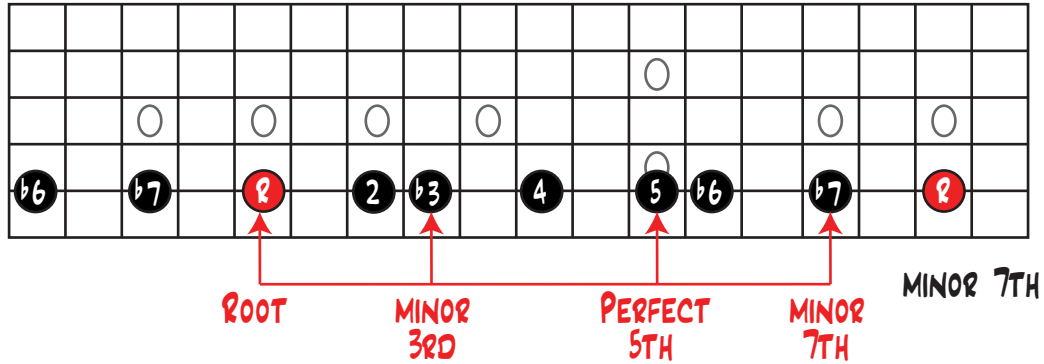
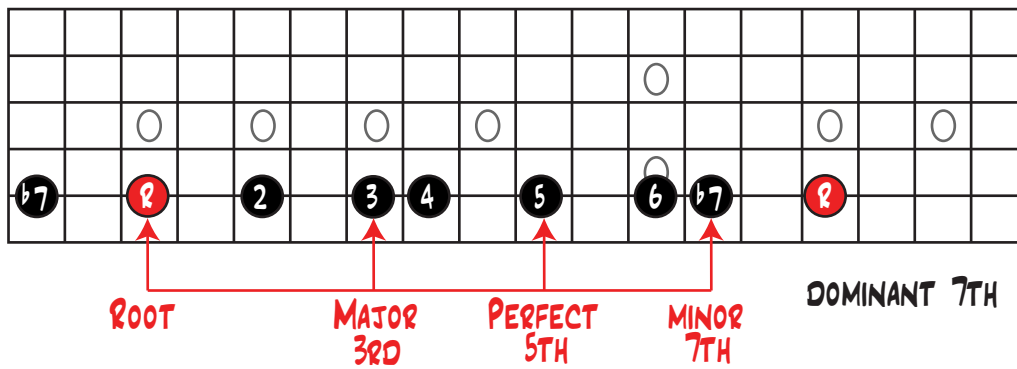
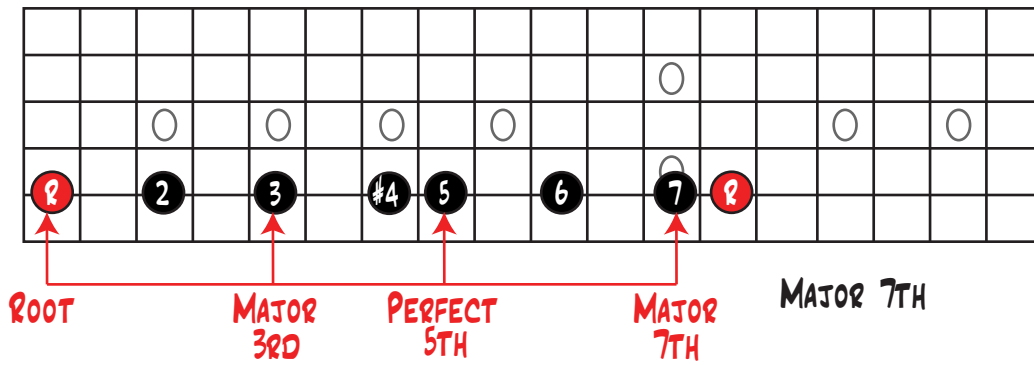
DROP 3 DIM⁷



DIATONIC MAJOR SCALE 7TH CHORDS



DIATONIC MAJOR SCALE 7TH CHORDS (CONT)



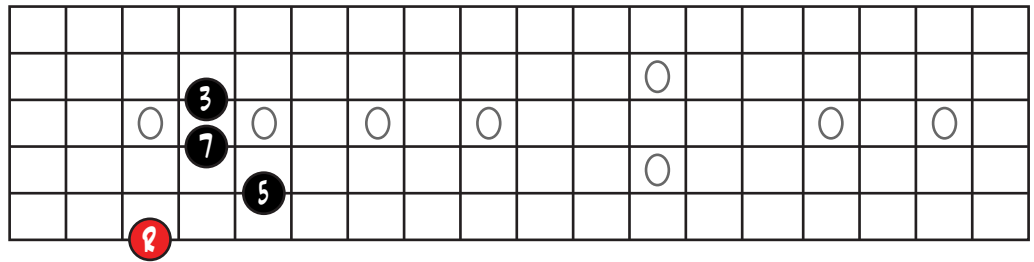
HARMONIZED MAJOR SCALE WITH 7TH CHORDS

	WS	WS	HS	WS	WS	WS	HS
I	ii	iii	IV	V	vi	vii	I
MAJ	MIN	MIN	MAJ	MAJ	MIN	DIM	MAJ
MAJ ⁷	M ⁷	M ⁷	MAJ ⁷	DOM ⁷	M ⁷	M ^{7b5}	MAJ ⁷
A	B	C#	D	E	F#	G#	A
B ^b	C	D	E ^b	F	G	A	B ^b
B	C#	D#	E	F#	G#	A#	B
C	D	E	F	G	A	B	C
D ^b	E ^b	F	G ^b	A ^b	B ^b	C	D ^b
D	E	F#	G	A	B	C#	D
E ^b	F	G	A ^b	B ^b	C	D	E ^b
E	F#	G#	A	B	C#	D#	E
F	G	A	B ^b	C	D	E	F
F#/G ^b	G#/A ^b	A#/B ^b	B/C ^b	C#/D ^b	D#/E ^b	E#/F	F#/G ^b
G	A	B	C	D	E	F#	G
A ^b	B ^b	C	D ^b	E ^b	F	G	A ^b

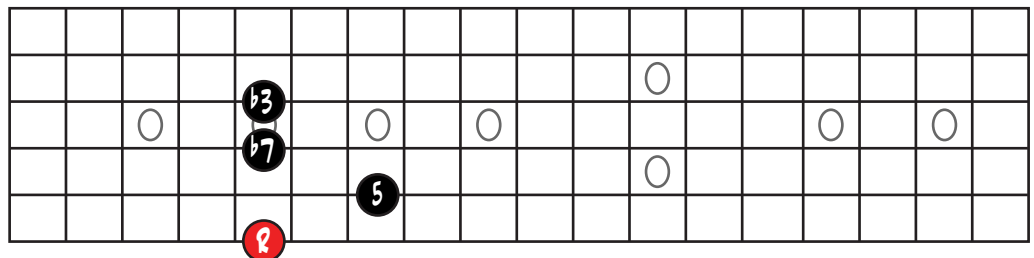
HARMONIZED MAJOR SCALE (DROP 2/DROP 3 CHORDS)

KEY OF G (SHOWN WITH DROP 2 CHORDS)

G_{MAJ}⁷ ROOT POSITION
(I CHORD)

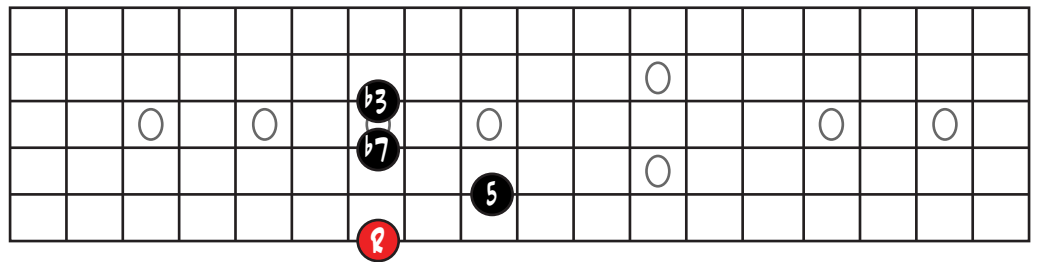


A_M⁷ ROOT POSITION
(ii CHORD)

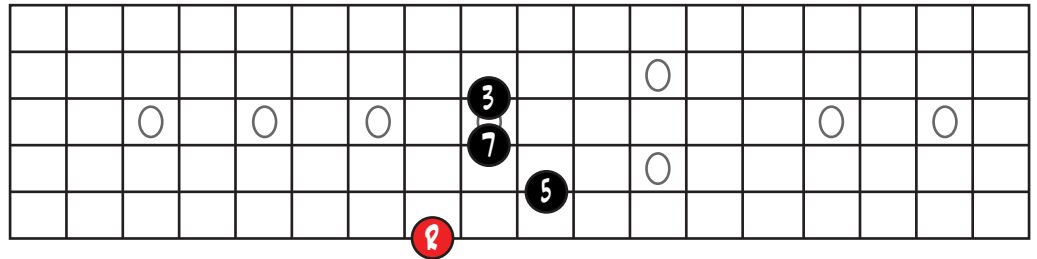


HARMONIZED MAJOR SCALE (DROP 2/DROP 3 CHORDS) (CONT)

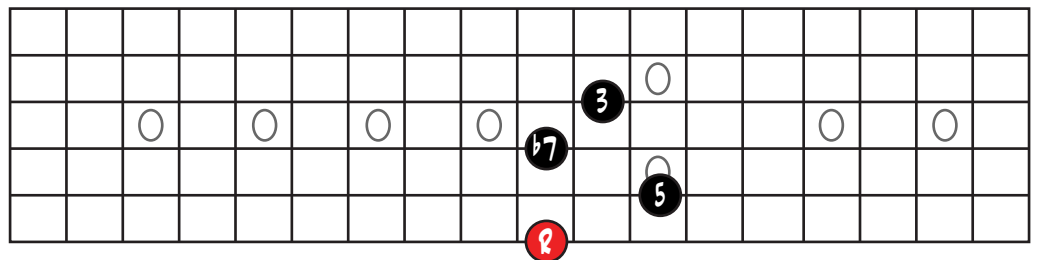
B_M⁷ ROOT POSITION
(iii CHORD)



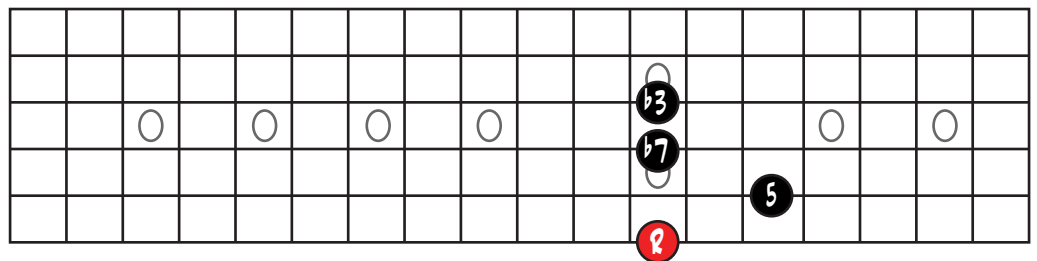
C_{MAJ}⁷ ROOT POSITION
(IV CHORD)



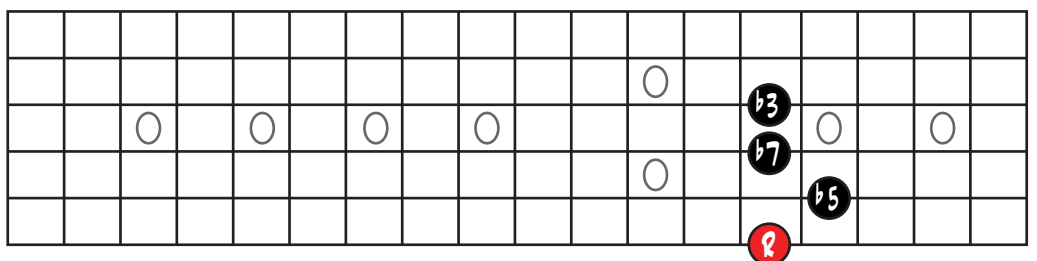
D⁷ ROOT POSITION
(V CHORD)



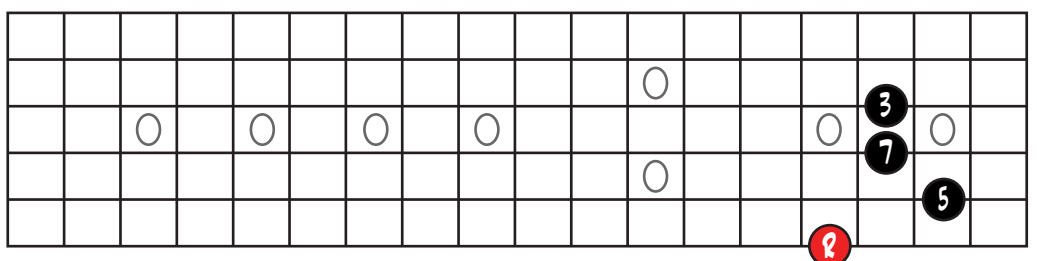
E_M⁷ ROOT POSITION
(vi CHORD)



F_M[#]7_{b5} ROOT POSITION
(vii CHORD)

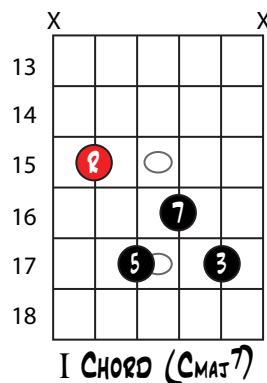
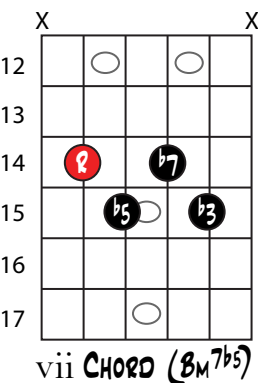
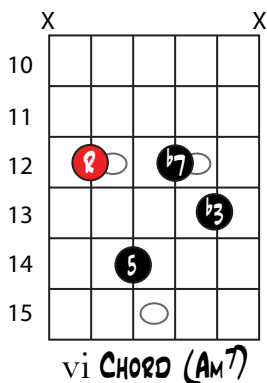
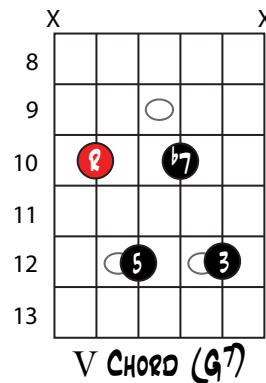
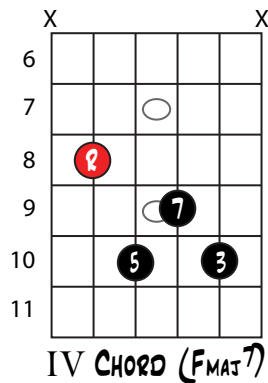
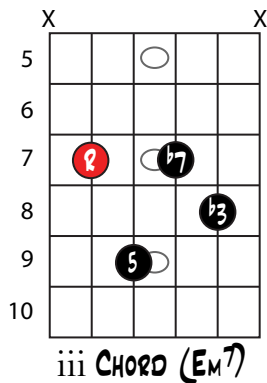
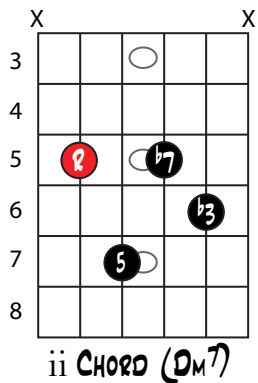
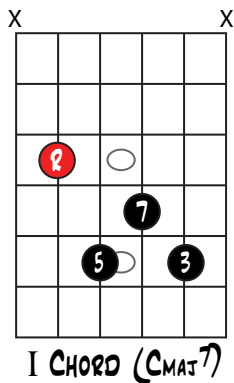


G_{MAJ}⁷ ROOT POSITION
(I CHORD OCTAVE HIGHER)

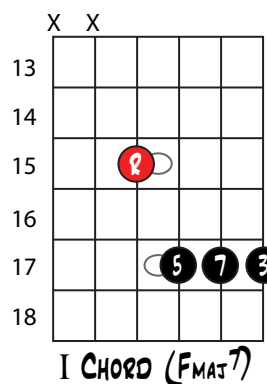
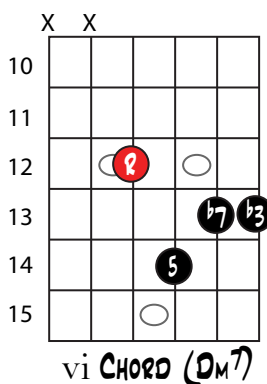
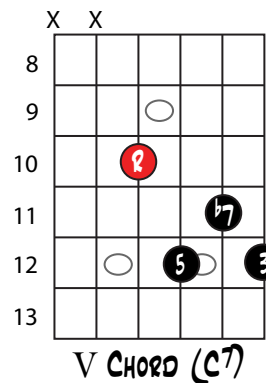
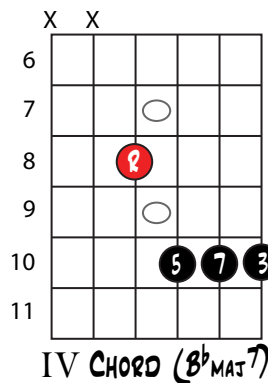
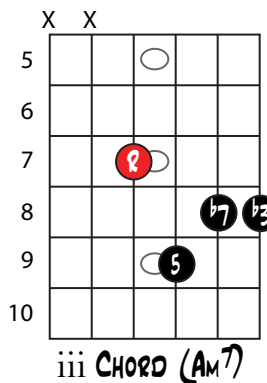
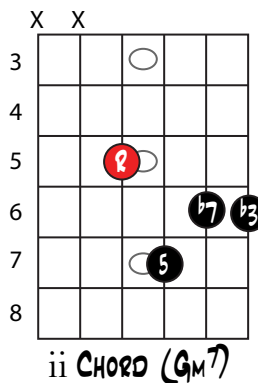
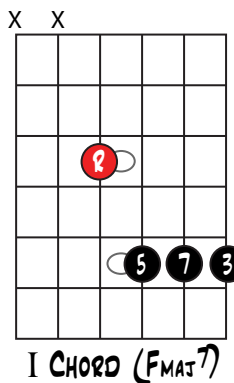


HARMONIZED MAJOR SCALE (DROP 2/DROP 3 CHORDS) (CONT)

DROP 2 ROOT POSITION 5, 4, 3, 2 STRINGS (KEY OF C)

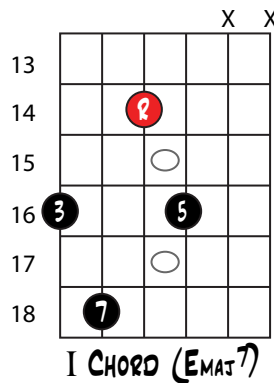
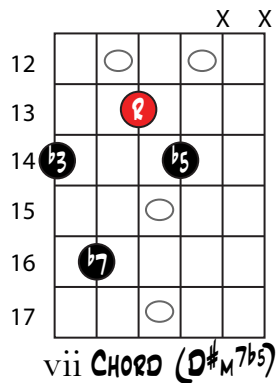
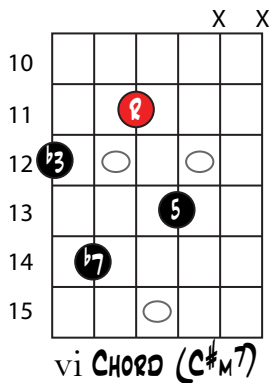
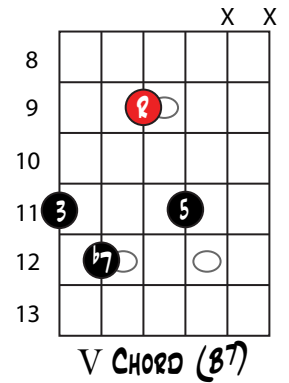
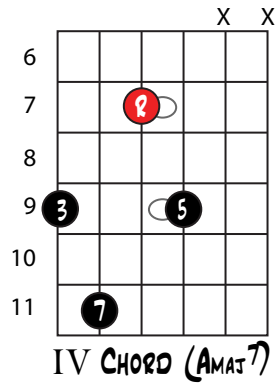

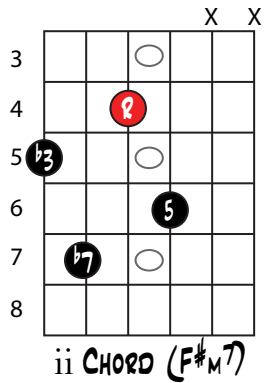
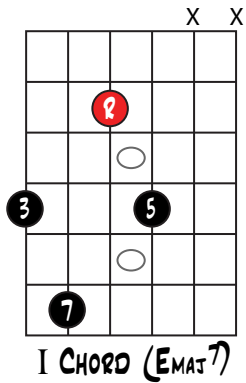


DROP 2 ROOT POSITION 4, 3, 2, 1 STRINGS (KEY OF F)

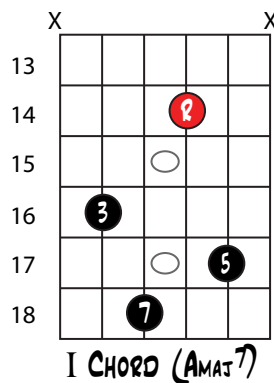
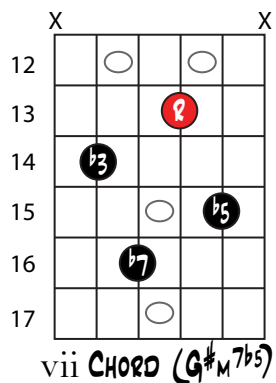
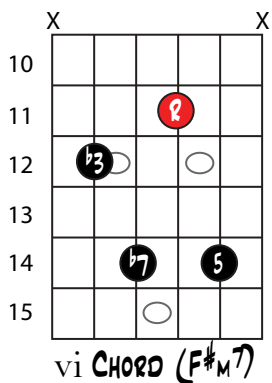
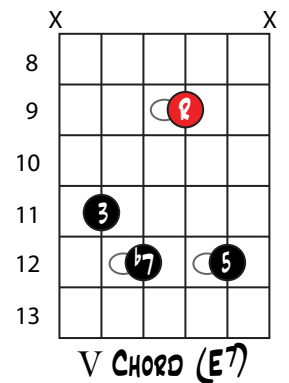
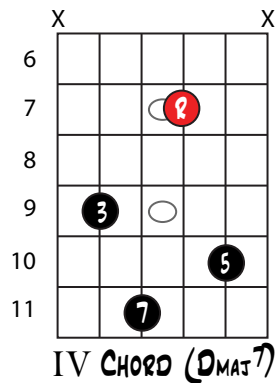
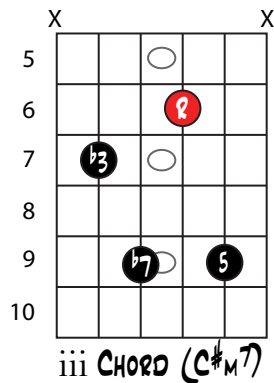
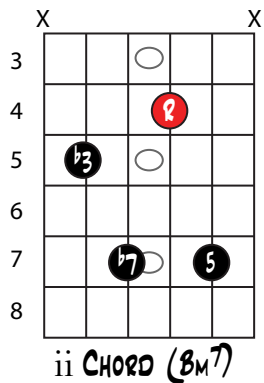
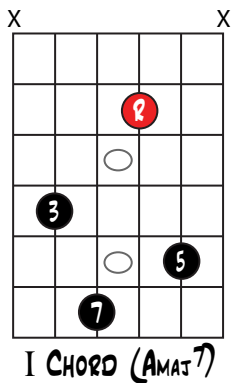


HARMONIZED MAJOR SCALE (DROP 2/DROP 3 CHORDS) (CONT)

DROP 2 1ST INVERSION 6, 5, 4, 3 STRINGS (KEY OF E)

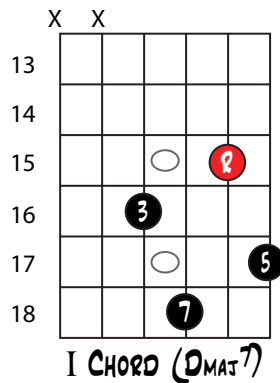
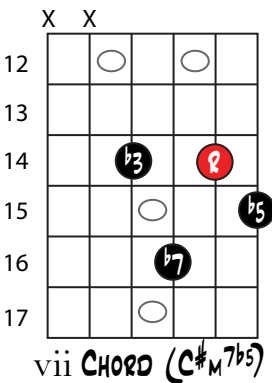
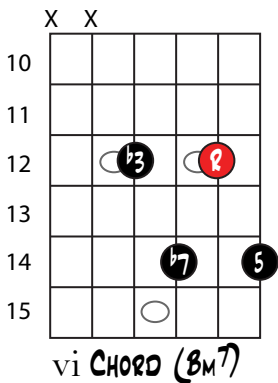
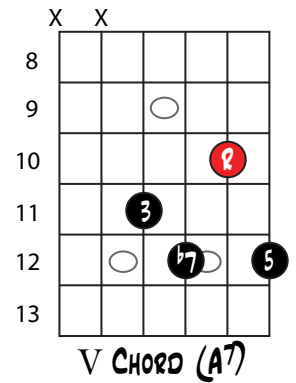
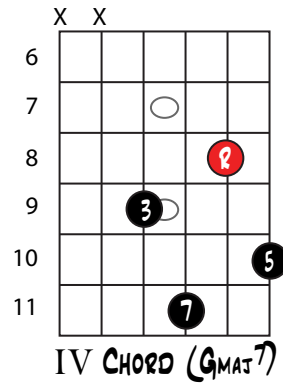
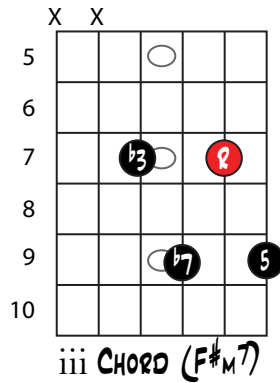
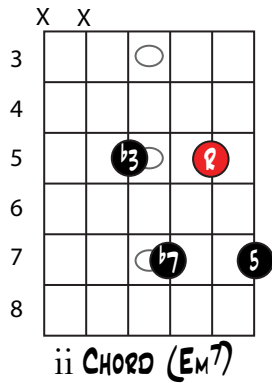
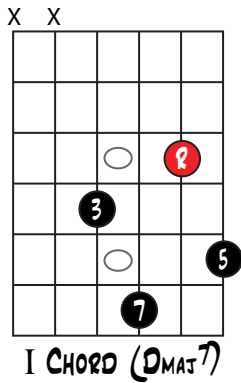


DROP 2 1ST INVERSION 5, 4, 3, 2 STRINGS (KEY OF A)

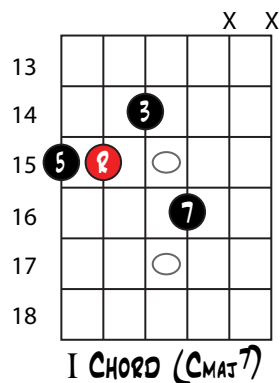
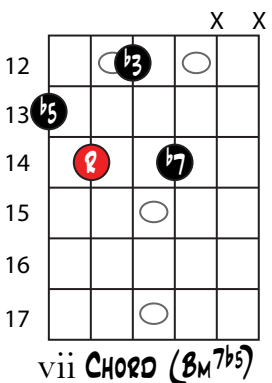
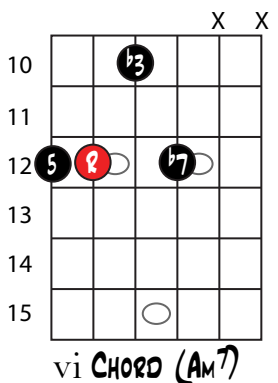
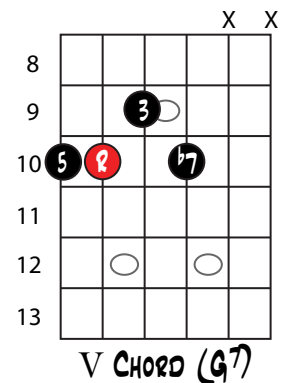
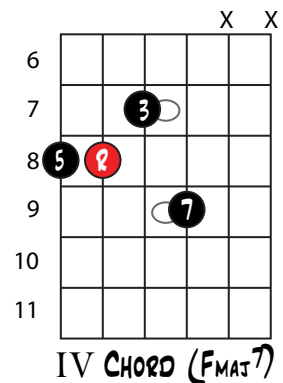
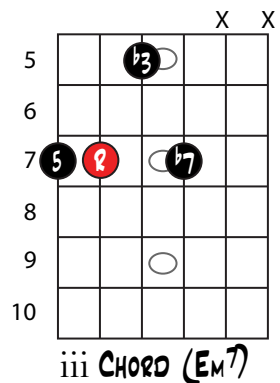
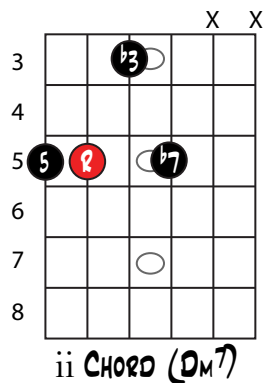
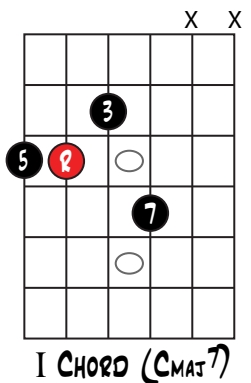


HARMONIZED MAJOR SCALE (DROP 2/DROP 3 CHORDS) (CONT)

DROP 2 1ST INVERSION 4, 3, 2, 1 STRINGS (KEY OF D)

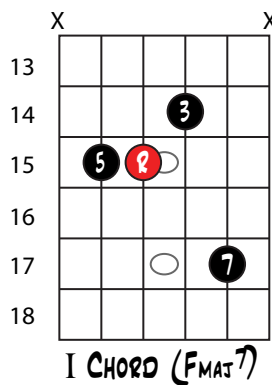
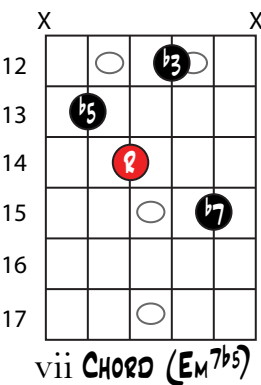
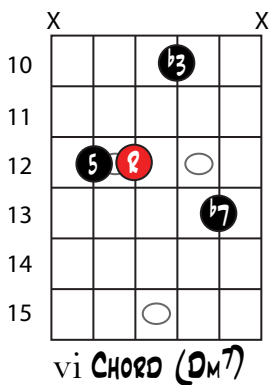
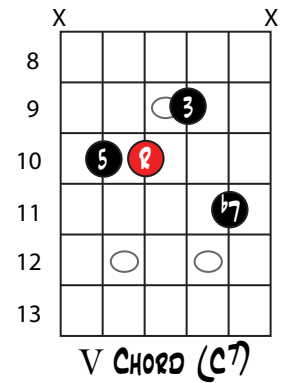
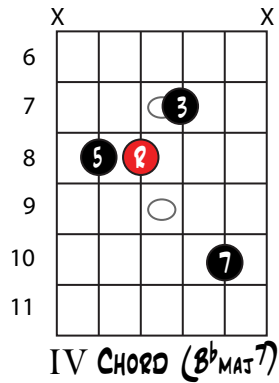
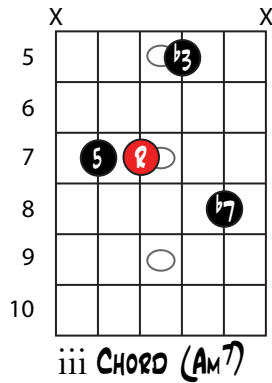
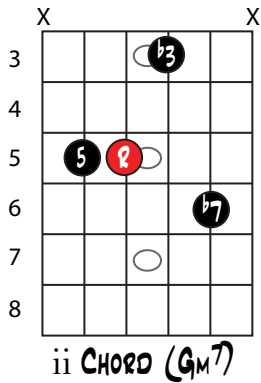
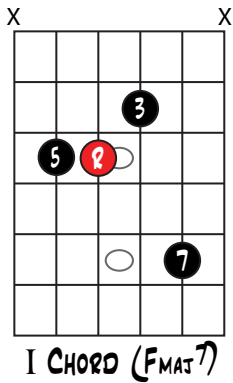


DROP 2 2ND INVERSION 6, 5, 4, 3 STRINGS (KEY OF C)

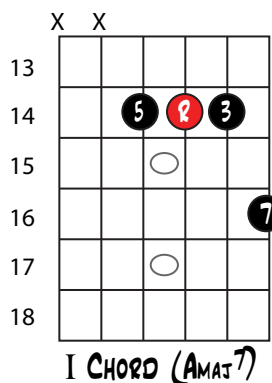

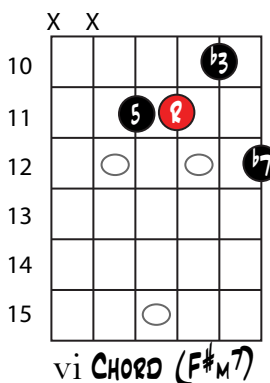
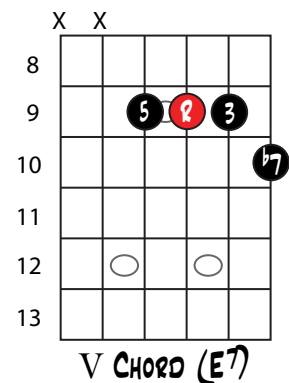
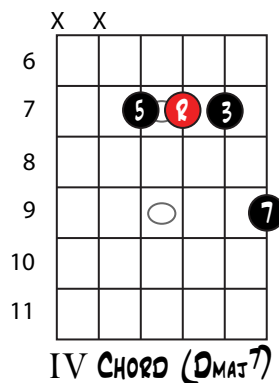
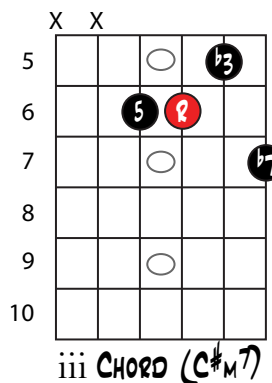
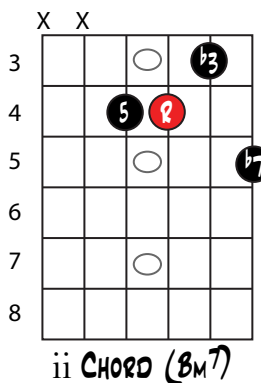
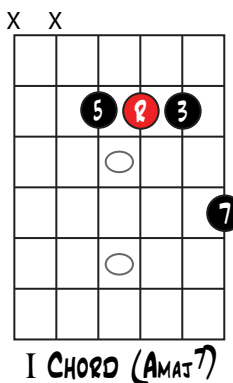


HARMONIZED MAJOR SCALE (DROP 2/DROP 3 CHORDS) (CONT)

DROP 2 2ND INVERSION 5, 4, 3, 2 STRINGS (KEY OF F)

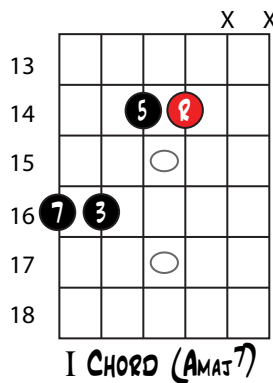
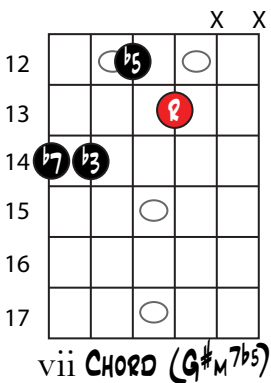
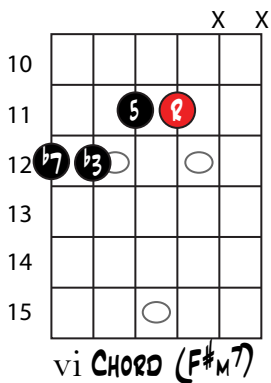
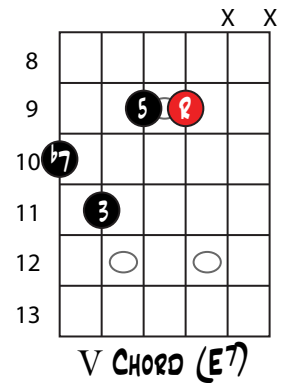
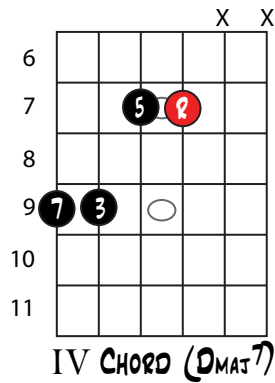
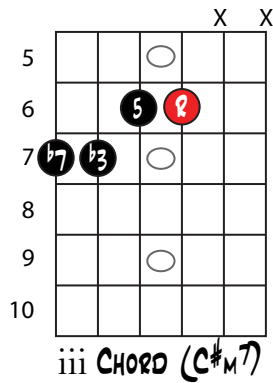
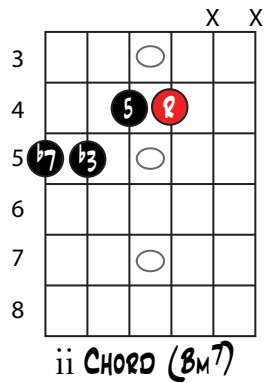
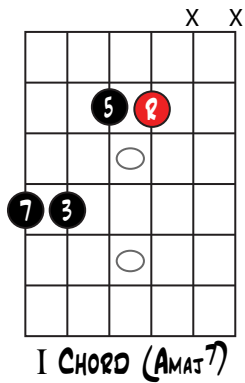


DROP 2 2ND INVERSION 4, 3, 2, 1 STRINGS (KEY OF A)

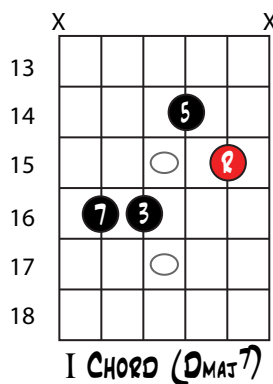
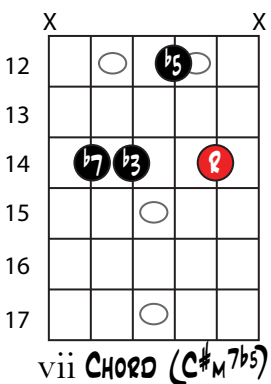
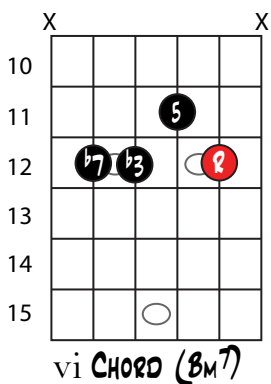
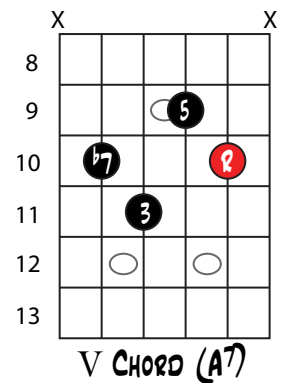
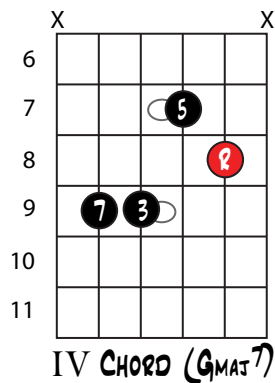
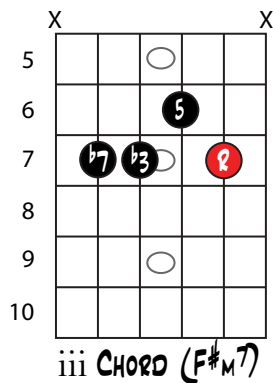
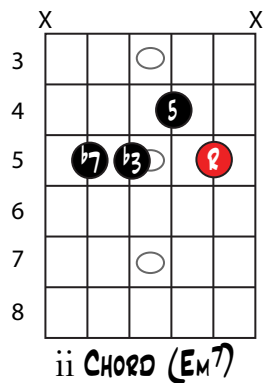
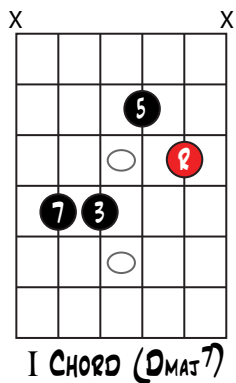


HARMONIZED MAJOR SCALE (DROP 2/DROP 3 CHORDS) (CONT)

DROP 2 3RD INVERSION 6, 5, 4, 3 STRINGS (KEY OF A)

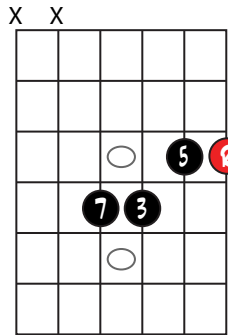


DROP 2 3RD INVERSION 5, 4, 3, 2 STRINGS (KEY OF D)

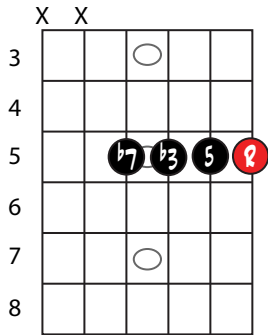


HARMONIZED MAJOR SCALE (DROP 2/DROP 3 CHORDS) (CONT)

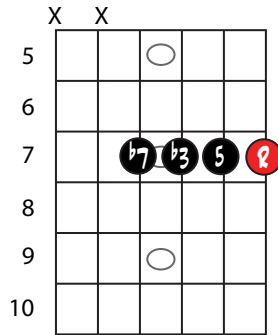
DROP 2 3RD INVERSION 4, 3, 2, 1 STRINGS (KEY OF G)



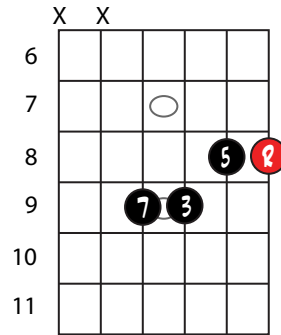
I CHORD (G_{MAJ7})



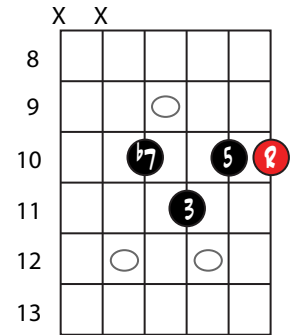
ii CHORD (A_{M7})



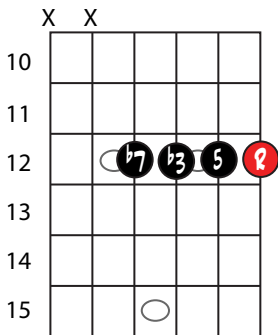
iii CHORD (B_{M7})



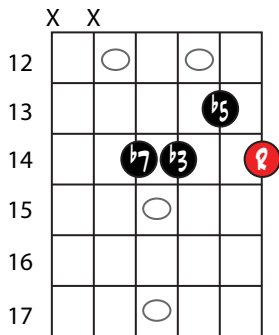
IV CHORD (C_{MAJ7})



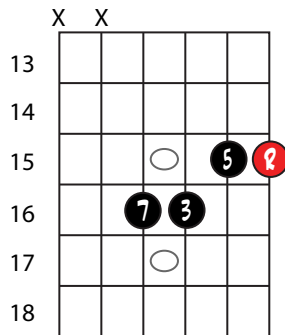
V CHORD (D₇)



vi CHORD (E_{M7})

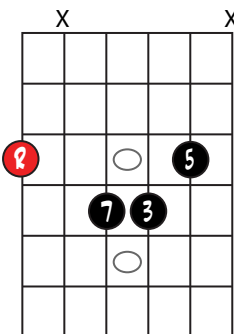


vii CHORD (F_{#M7b5})

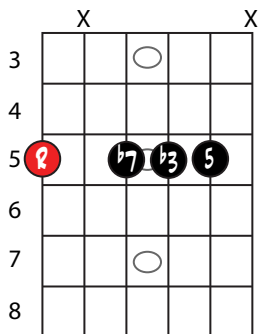


I CHORD (G_{MAJ7})

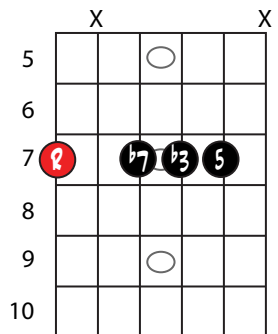
DROP 3 ROOT POSITION 6, 4, 3, 2 STRINGS (KEY OF G)



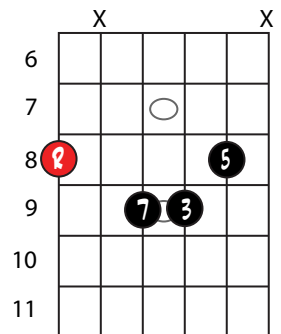
I CHORD (G_{MAJ7})



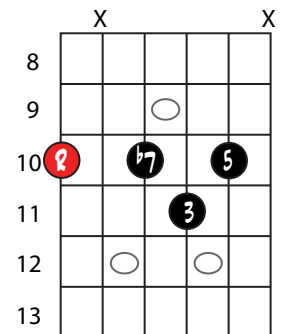
ii CHORD (A_{M7})



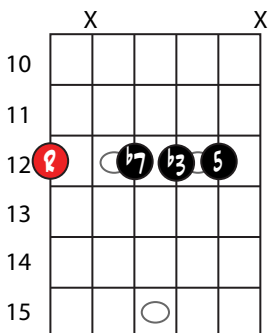
iii CHORD (B_{M7})



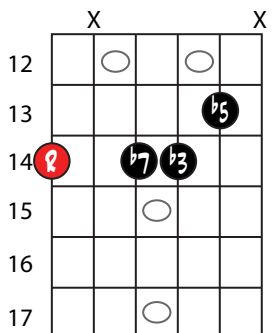
IV CHORD (C_{MAJ7})



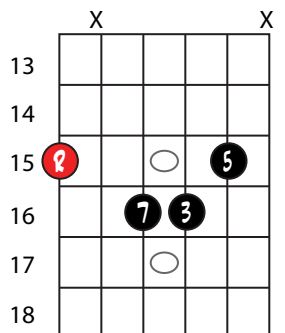
V CHORD (D₇)



vi CHORD (E_{M7})



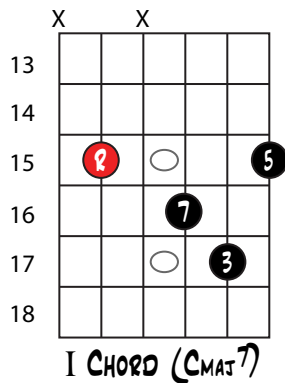
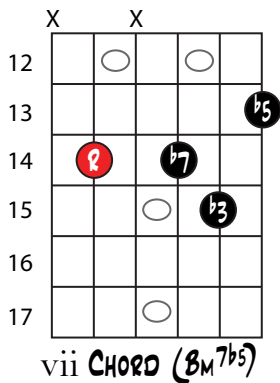
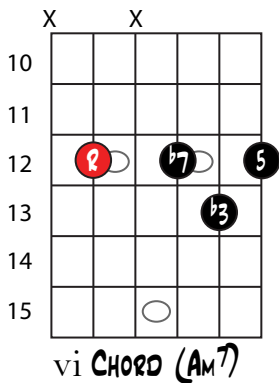
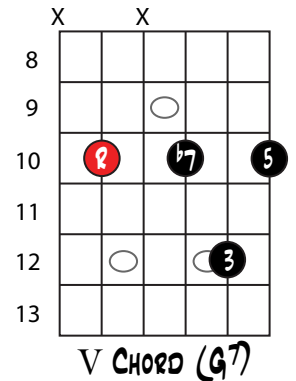
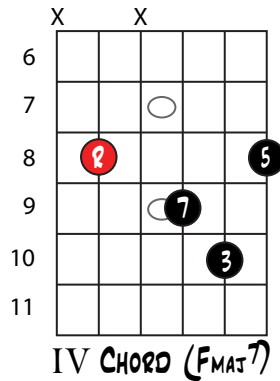
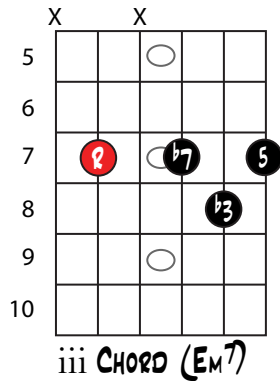
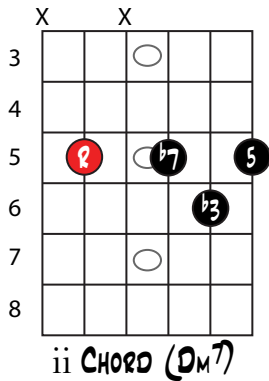
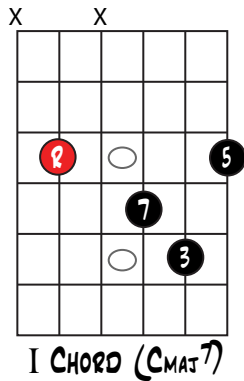
vii CHORD (F_{#M7b5})



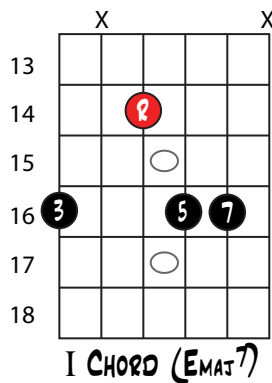
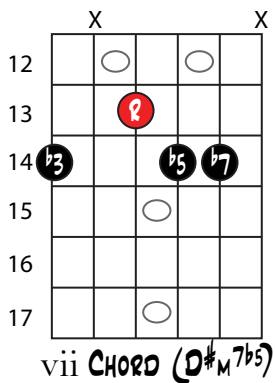
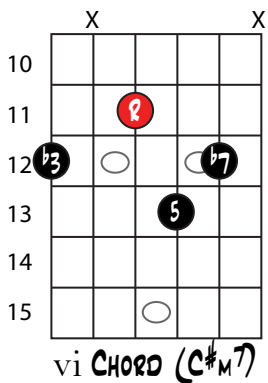
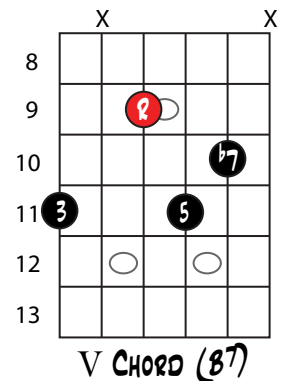
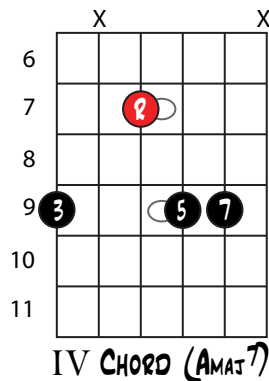
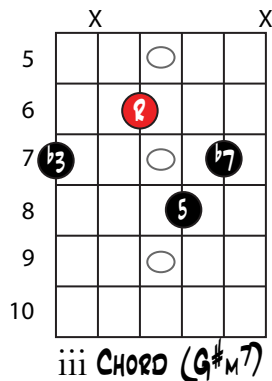
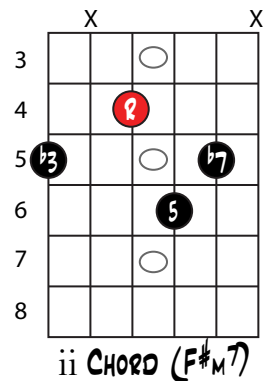
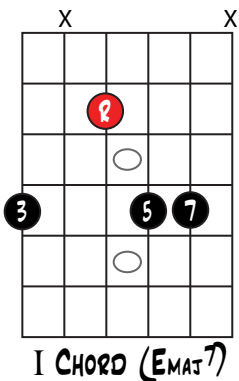
I CHORD (G_{MAJ7})

HARMONIZED MAJOR SCALE (DROP 2/DROP 3 CHORDS) (CONT)

DROP 3 ROOT POSITION 5, 3, 2, 1 STRINGS (KEY OF C)

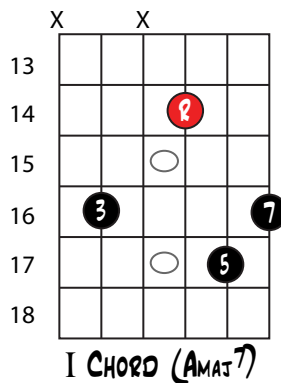
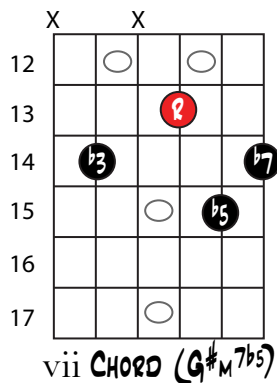
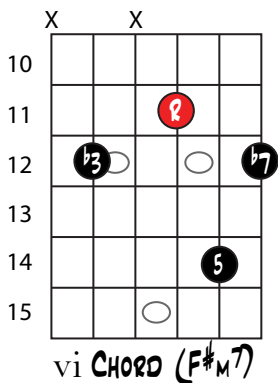
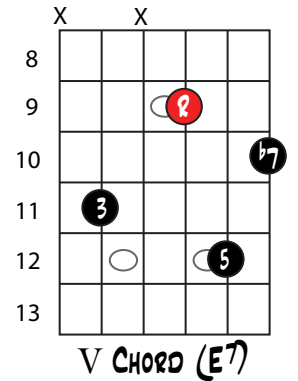
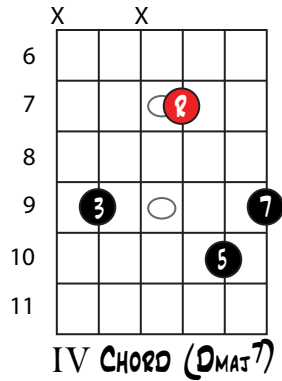
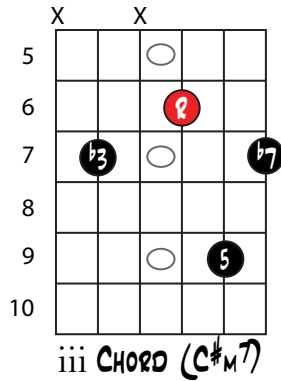
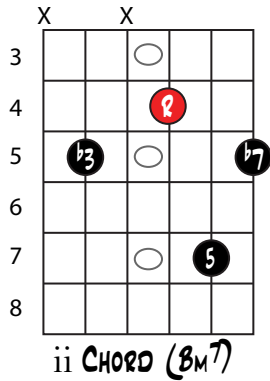
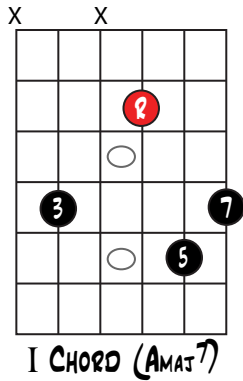


DROP 3 1ST INVERSION 6, 4, 3, 2 STRINGS (KEY OF E)

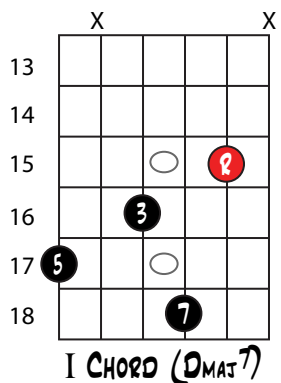
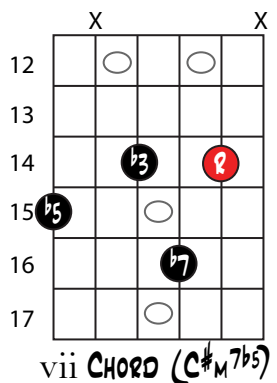
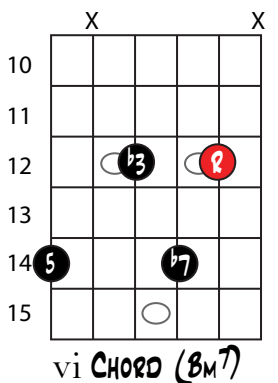
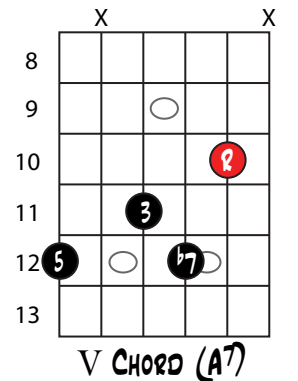
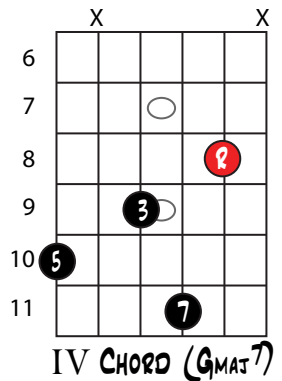
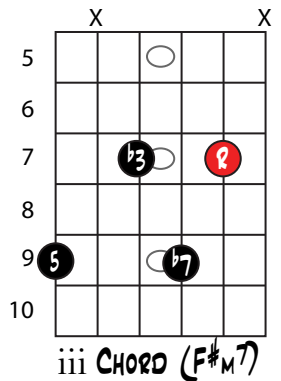
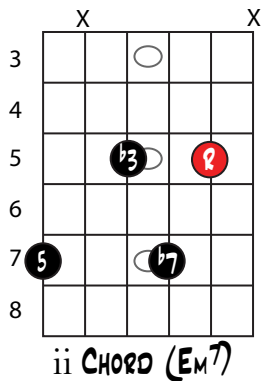
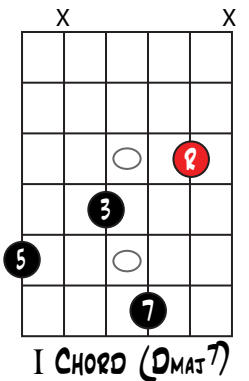


HARMONIZED MAJOR SCALE (DROP 2/DROP 3 CHORDS) (CONT)

DROP 3 1ST INVERSION 5, 3, 2, 1 STRINGS (KEY OF A)

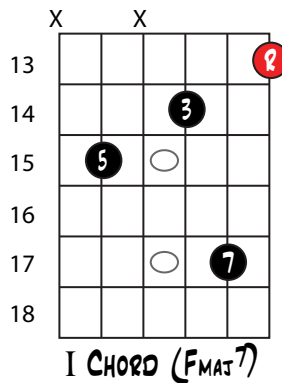
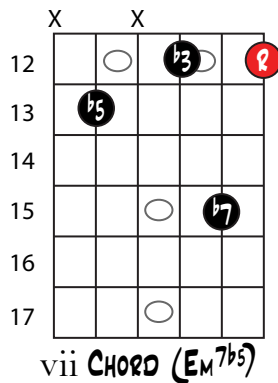
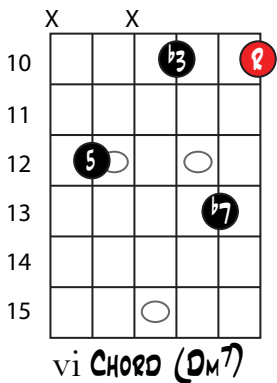
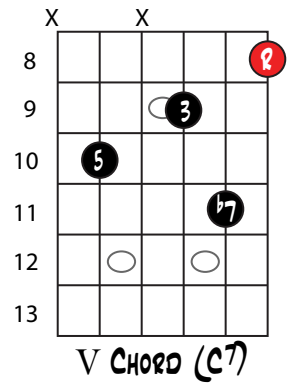
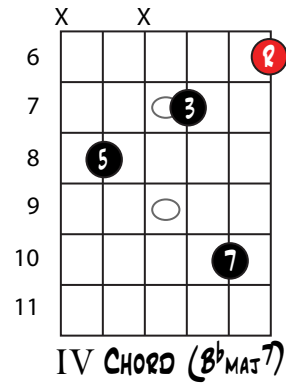
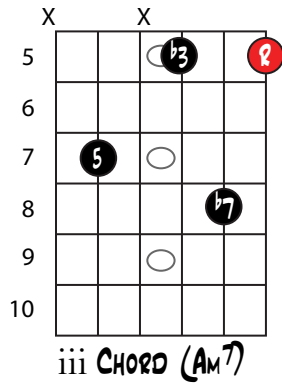
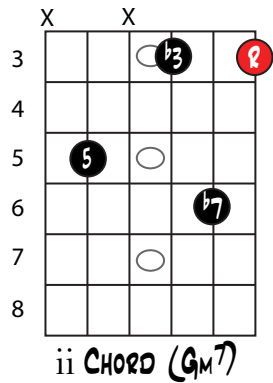



DROP 3 2ND INVERSION 6, 4, 3, 2 STRINGS (KEY OF D)

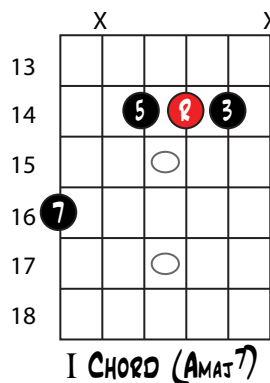
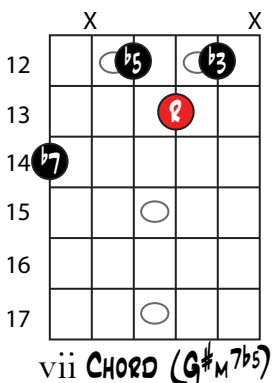
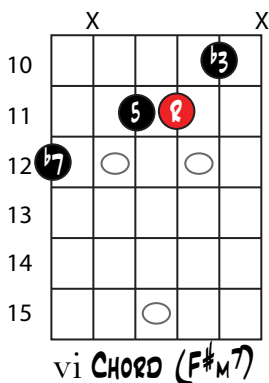
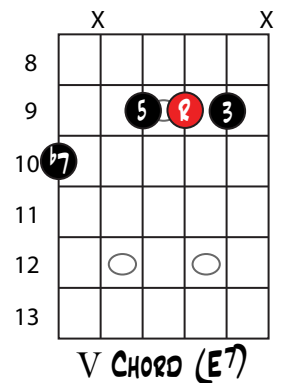
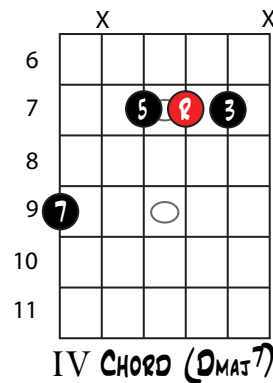
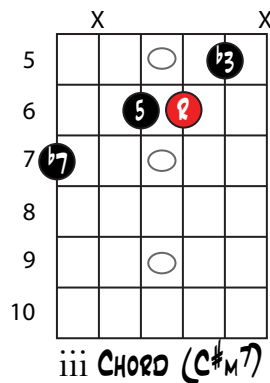
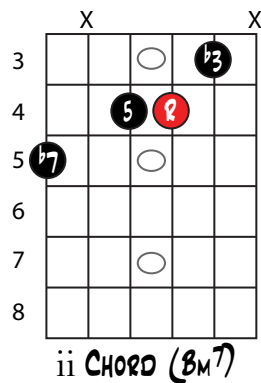
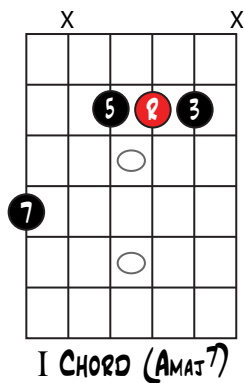


HARMONIZED MAJOR SCALE (DROP 2/DROP 3 CHORDS) (CONT)

DROP 3 2ND INVERSION 5, 3, 2, 1 STRINGS (KEY OF F)

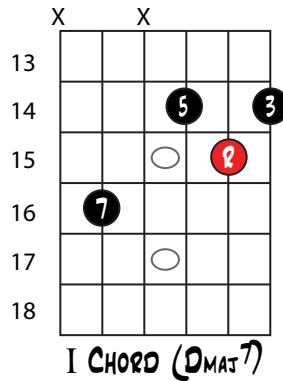
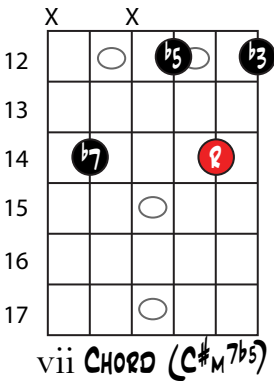
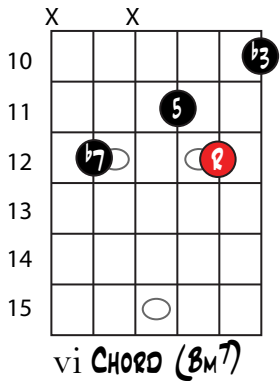
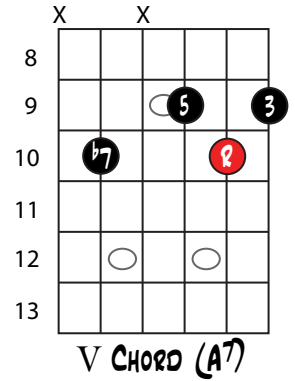
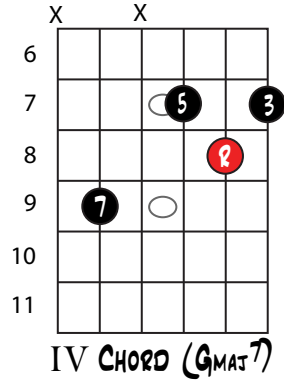
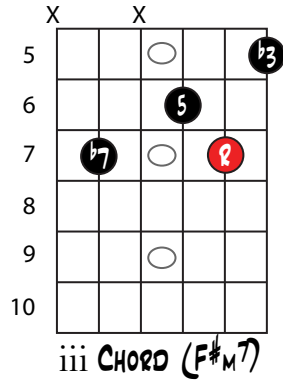
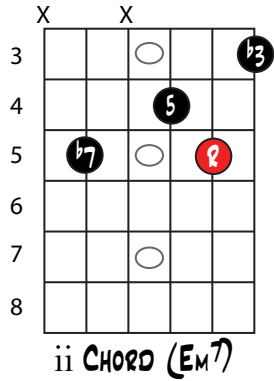
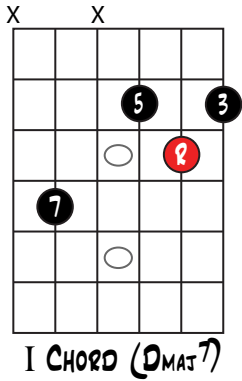


DROP 3 3RD INVERSION 6, 4, 3, 2 STRINGS (KEY OF A)



HARMONIZED MAJOR SCALE (DROP 2/DROP 3 CHORDS) (CONT)

DROP 3 3RD INVERSION 5, 3, 2, 1 STRINGS (KEY OF D)



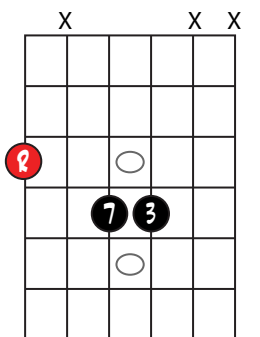
MAJOR SCALE CHORD PROGRESSIONS (7TH CHORDS)

I ii iii IV V vi vii I
 C_{MAJ7} - D_{M7} - E_{M7} - F_{MAJ7} - G₇ - A_{M7} - B_{M7b5} - C_{MAJ7}

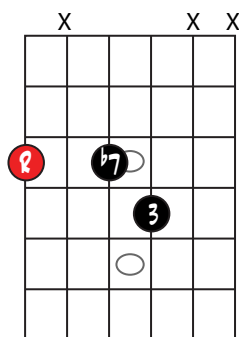
RELATIVE MINOR CHORD PROGRESSIONS

	WS	HS	WS	WS	HS	WS	WS
i	ii	III	iv	v	VI	VII	i
MIN	DIM	MAJ	MIN	MIN	MAJ	MAJ	MIN
M ⁷	M ^{7b5}	MAJ ⁷	M ⁷	M ⁷	MAJ ⁷	DOM ⁷	M ⁷
F#	G#	A	B	C#	D	E	F#
G	A	B ^b	C	D	E ^b	F	G
G#	A#	B	C#	D#	E	F#	G#
A	B	C	D	E	F	G	A
B ^b	C	D ^b	E ^b	F	G ^b	A ^b	B ^b
B	C#	D	E	F#	G	A	B
C	D	E ^b	F	G	A ^b	B ^b	C
C#	D#	E	F#	G#	A	B	C#
D	E	F	G	A	B ^b	C	D
D#/E ^b	E#/F	F#/G ^b	G#/A ^b	A#/B ^b	B/C ^b	C#/D ^b	D#/E ^b
E	F#	G	A	B	C	D	E
F	G	A ^b	B ^b	C	D ^b	E ^b	F

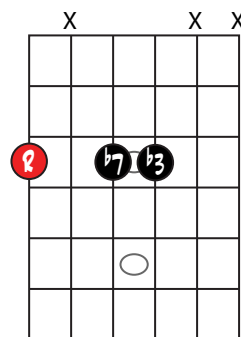
SHELL VOICINGS



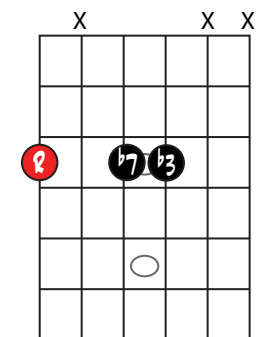
MAJ⁷ (6TH STRING R)



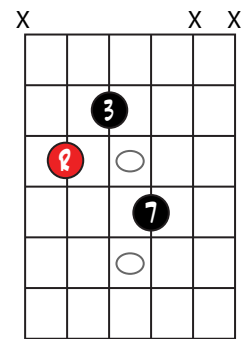
DOM⁷ (6TH STRING R)



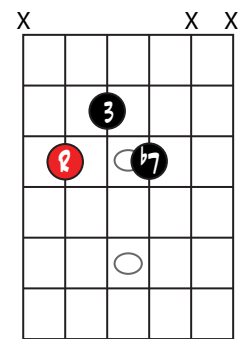
MIN⁷ (6TH STRING R)



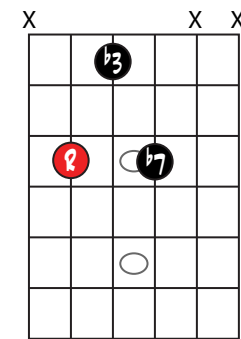
MIN^{7b5} (6TH STRING R)



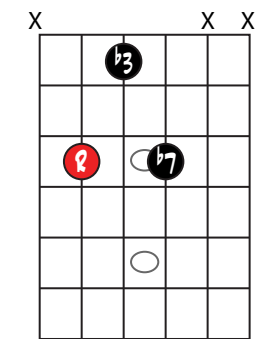
MAJ⁷ (5TH STRING R)



DOM⁷ (5TH STRING R)



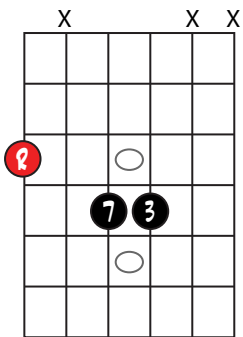
MIN⁷ (5TH STRING R)



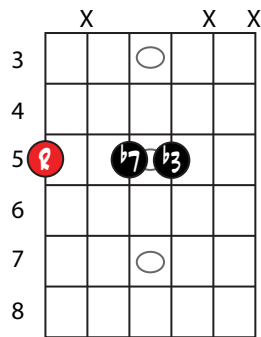
MIN^{7b5} (5TH STRING R)

HARMONIZED MAJOR SCALE WITH SHELL VOICINGS

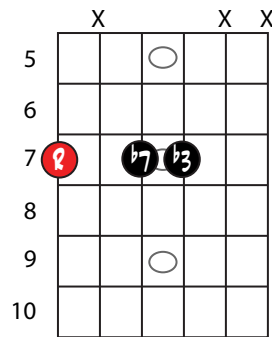
KEY OF G (6TH STRING ROOT)



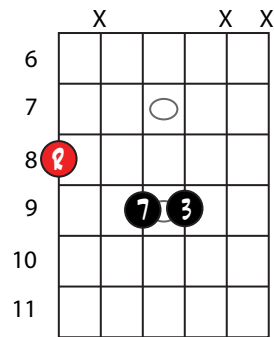
I CHORD (G_{MAJ7})



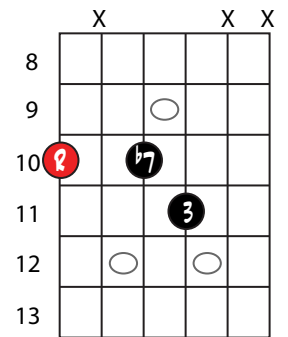
ii CHORD (A_{M7})



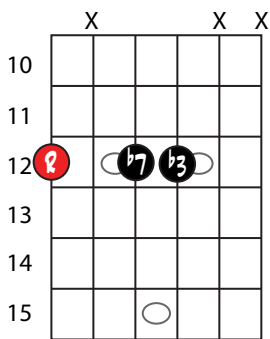
iii CHORD (B_{M7})



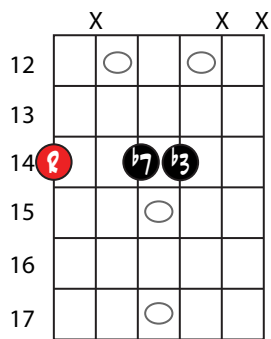
IV CHORD (C_{MAJ7})



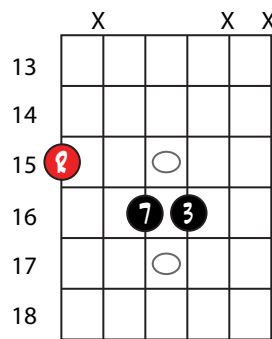
V CHORD (D₇)



vi CHORD (E_{M7})

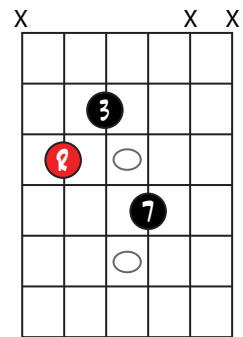


vii CHORD (F#_{M7b5})

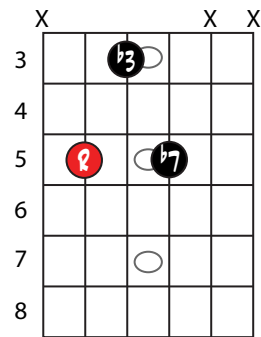


I CHORD (G_{MAJ7})

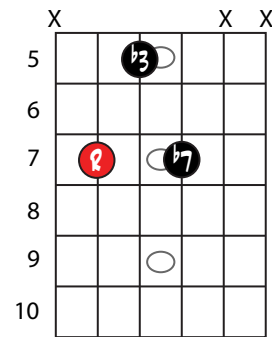
KEY OF C (6TH STRING ROOT)



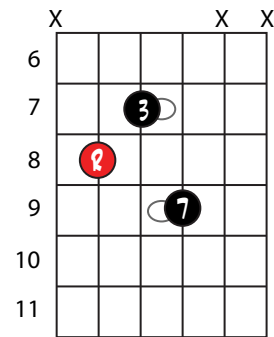
I CHORD (C_{MAJ7})



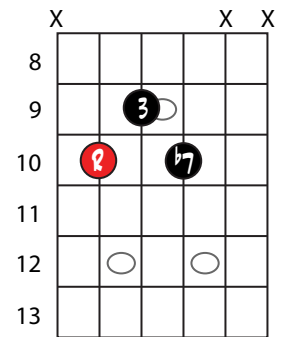
ii CHORD (D_{M7})



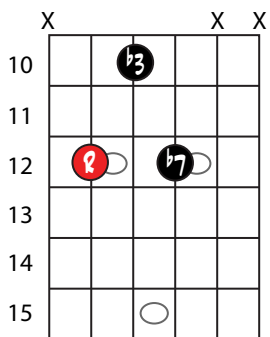
iii CHORD (E_{M7})



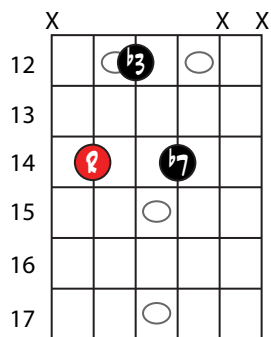
IV CHORD (F_{MAJ7})



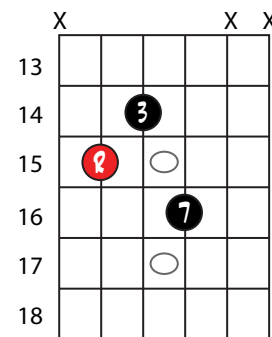
V CHORD (G₇)



vi CHORD (A_{M7})



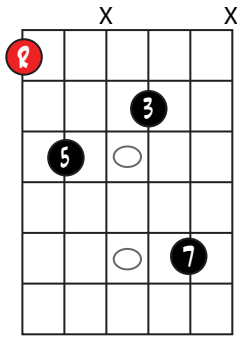
vii CHORD (B_{M7b5})



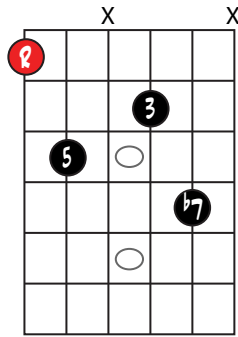
I CHORD (C_{MAJ7})

DROP 2 & 4 CHORDS

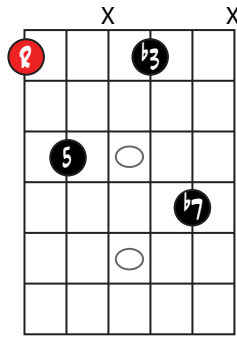
ROOT POSITION 6, 5, 3, 2 STRINGS



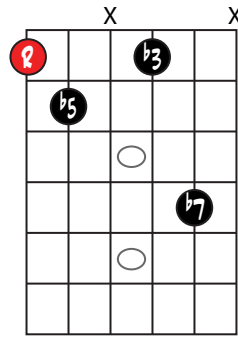
MAJOR 7




DOMINANT 7



MINOR 7




MINOR 7 FLAT 5

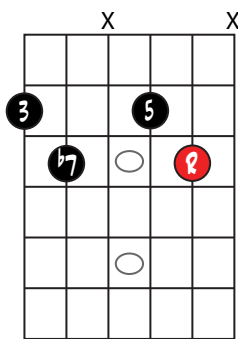


DIMINISHED 7

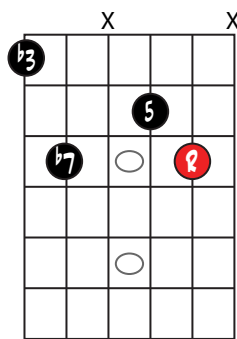
1ST INVERSION 6, 5, 3, 2 STRINGS



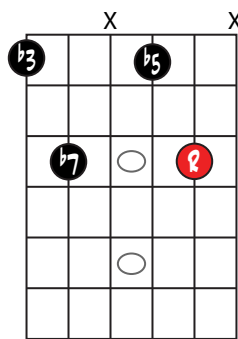
MAJOR 7



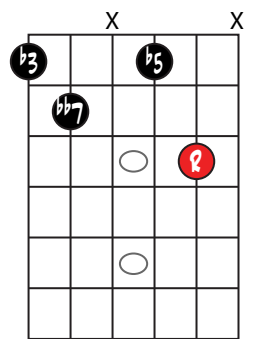
DOMINANT 7



MINOR 7

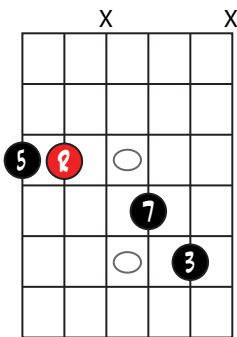


MINOR 7 FLAT 5

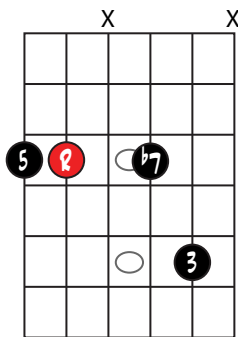


DIMINISHED 7

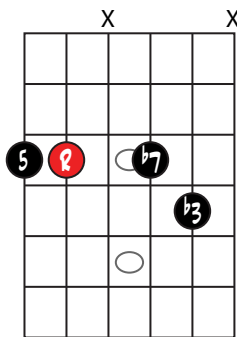
2ND INVERSION 6, 5, 3, 2 STRINGS



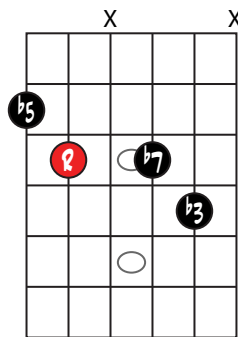
MAJOR 7



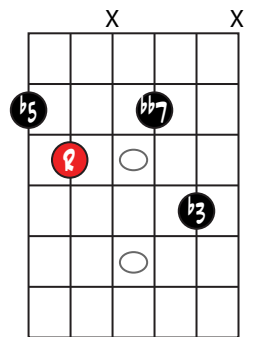
DOMINANT 7



MINOR 7

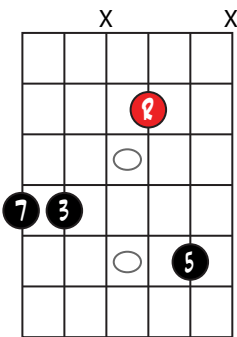


MINOR 7 FLAT 5

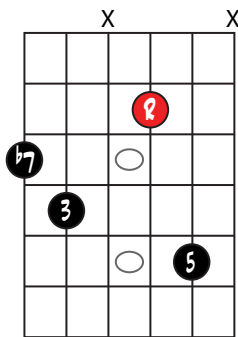


DIMINISHED 7

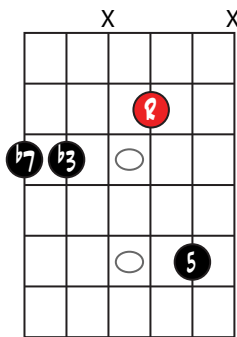
3RD INVERSION 6, 5, 3, 2 STRINGS



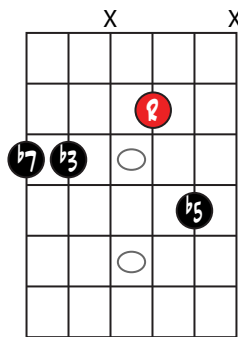
MAJOR 7



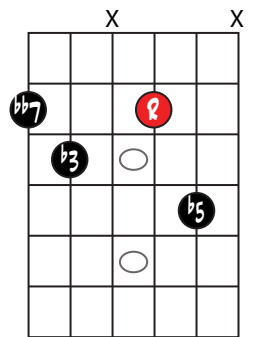
DOMINANT 7



MINOR 7



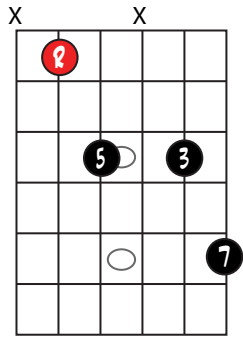
MINOR 7 FLAT 5



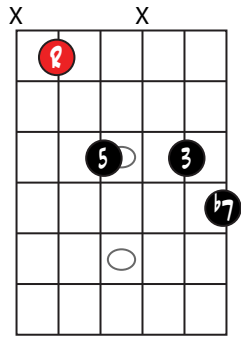
DIMINISHED 7

DROP 2 & 4 CHORDS

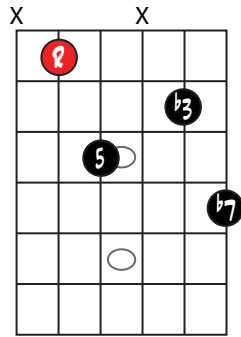
ROOT POSITION 5, 4, 2, 1 STRINGS




MAJOR 7




DOMINANT 7



MINOR 7

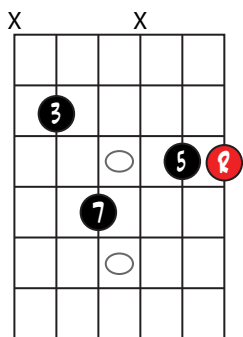


MINOR 7 FLAT 5

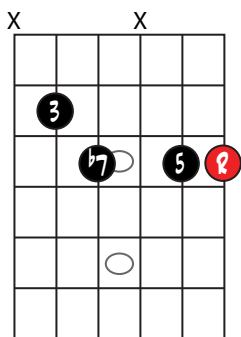


DIMINISHED 7

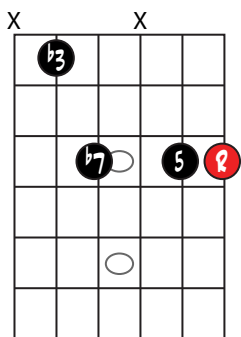
1ST INVERSION 5, 4, 2, 1 STRINGS



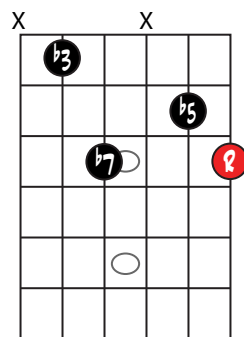
MAJOR 7



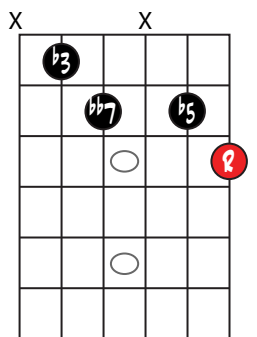
DOMINANT 7



MINOR 7

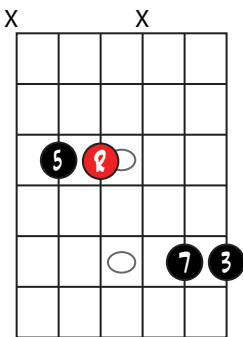


MINOR 7 FLAT 5

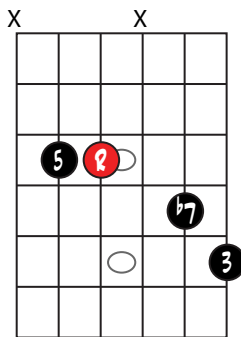


DIMINISHED 7

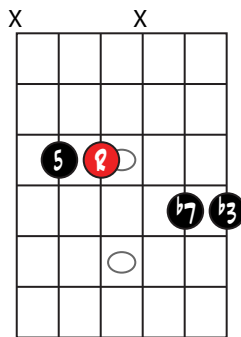
2ND INVERSION 5, 4, 2, 1 STRINGS



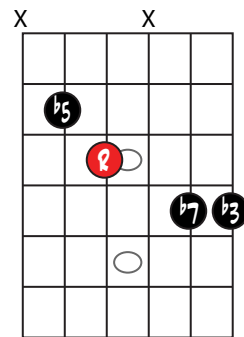
MAJOR 7



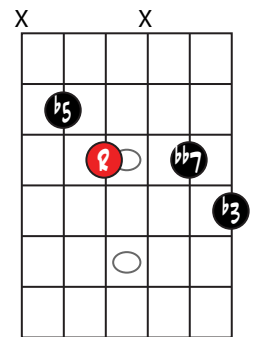
DOMINANT 7



MINOR 7

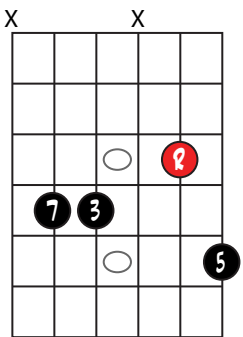


MINOR 7 FLAT 5

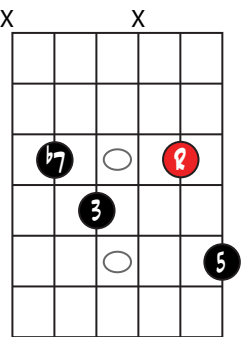


DIMINISHED 7

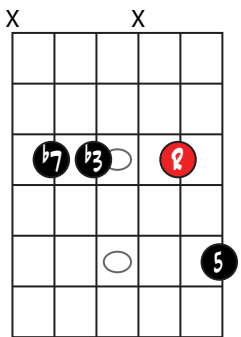
3RD INVERSION 5, 4, 2, 1 STRINGS



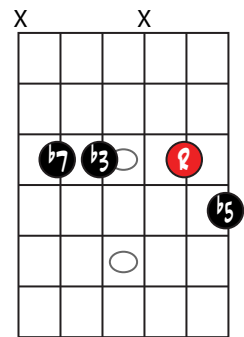
MAJOR 7



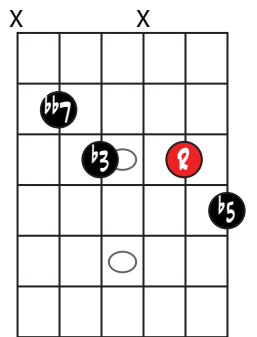
DOMINANT 7



MINOR 7



MINOR 7 FLAT 5



DIMINISHED 7

COMING SOON!

**STAY SUBSCRIBED TO OUR
MAILING LIST TO RECEIVE PART 4
WHEN IT'S AVAILABLE**

Click [here](#) to subscribe to our mailing list

PART 4

LESSON 1 - MAJOR SCALE I CHORDS

LESSON 2 - MAJOR SCALE I CHORD FINGERINGS

LESSON 3 - MAJOR SCALE ii CHORDS

LESSON 4 - MAJOR SCALE ii CHORD FINGERINGS

LESSON 5 - MAJOR SCALE iii CHORDS

LESSON 6 - MAJOR SCALE IV CHORDS

LESSON 7 - MAJOR SCALE V CHORDS

LESSON 8 - MAJOR SCALE V CHORD FINGERINGS

LESSON 9 - MAJOR SCALE vi CHORDS

LESSON 10 - MAJOR SCALE vii CHORDS

LESSON 11 - SUSPENDED CHORDS

LESSON 12 - POWER CHORDS

LESSON 13 - COMMON MAJOR SCALE CHORDS

LESSON 14 - MAJOR SCALE CHORD PROGRESSIONS (NEW CHORDS)

LESSON 15 - SLASH CHORDS

LESSON 16 - CHORD PROGRESSIONS WITH BORROWED CHORDS

LESSON 17 - CHORD PROGRESSIONS WITH SECONDARY DOMINANTS

LESSON 18 - BASIC BLUES CHORD PROGRESSIONS

LESSON 19 - MORE NON-DIATONIC CHORD PROGRESSIONS

LESSON 20 - CHORD FAMILIES

LESSON 21 - KEY MODULATION